

8573/15-200 Art. No. 241379



- Zones 1, 2, 21, 22, degree of protection IP66, extreme temperature range of $-50 \dots +60 \text{ }^{\circ}\text{C}$
- Full AC-3 switching capacity according to IEC/EN 60947-3
- Wear-free, corrosion-resistant contacts even in aggressive atmosphere

WebCode **8573A**



R. STAHL Series 8573/15 16 A flange sockets are suitable for 2- or 3-pole applications up to voltages of 50 V. Self-cleaning lamellar contacts provide optimum contact. The integrated rotary switch mechanism and the integrated locking mechanism prevent disconnection under load.

Technical Data

Explosion Protection

Scope of validity	European Union (ATEX) IECEX
Application range (zones)	1 2 21 22
IECEX gas certificate	IECEX PTB 16.0030U
IECEX gas explosion protection	Ex db eb IIC Gb
IECEX dust certificate	IECEX PTB 16.0030U
IECEX dust explosion protection	Ex tb IIIC Db
ATEX gas certificate	PTB 16 ATEX 1018 U
ATEX gas explosion protection	⊕ II 2 G Ex db eb IIC Gb
ATEX dust certificate	PTB 16 ATEX 1018 U
ATEX dust explosion protection	⊕ II 2 D Ex tb IIIC Db
Certificates	ATEX (PTB), EAC (CCVE), IECEX (PTB)

Electrical Data

Rated operational voltage AC	20 ... 25 V AC
Type of voltage	Extra-low voltage
Frequency range	50 / 60 Hz

Ambient Conditions

Ambient temperature	$-50 \text{ }^{\circ}\text{C} \dots +40 \text{ }^{\circ}\text{C}$ $-50 \text{ }^{\circ}\text{C} \dots +60 \text{ }^{\circ}\text{C}$
---------------------	--

Mechanical Data

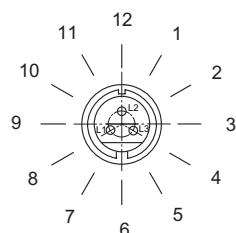
Degree of protection (IP)	IP66
Degree of protection note	according to IEC/EN 60529
Enclosure material	Polyamide, Glass fibre reinforced
Silicone-free	No
Solid connection terminals	$1 \times 0.75 \text{ mm}^2 \dots 2 \times 4 \text{ mm}^2$

8573/15-200 Art. No. 241379

Mechanical Data

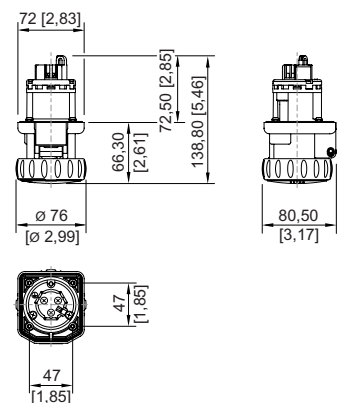
Finely stranded connection terminals	1 x 0.75 mm ² ... 2 x 4 mm ²
Connection terminals USA min.	18 AWG
Max. USA connection terminals	10 AWG
Type of connection cable	Finely stranded Solid
Width	76 mm
Height	80.5 mm
Length	66.3 mm
Colour code	Violet
Coding (clock hour position)	0
Series	SolConeX
Detailed number of poles	2 P
Weight	0.3 kg
Weight	0.66 lb

Technical Drawings – Subject to Alterations



Example:
Clock hour position, front view of socket

Dimensional Drawings (All Dimensions in mm [inches]) – Subject to Alterations

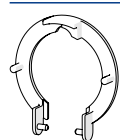


Flange socket 3-pole

Accessories and Spare Parts

Dust cover for wall mounting sockets 16 A Series 8570/11

Art. No.



retrofitable dust protection for 2-/3-pole sockets

253118

Installation Equipment

Flange socket



8573/15-200 Art. No. 241379

We reserve the right to make alterations to the technical data, dimensions, weights, designs and products available without notice. The illustrations cannot be considered binding.