

8523/81-07-106 Art. No. 217702



- Safe switching to protect Ex e motors
- Release: Non-adjustable fast short-circuit release, adjustable thermal overcurrent release
- Optional undervoltage release and shunt trip
- Optional auxiliary contacts: 1 NC + 1 NO or 2 NC + 2 NO

WebCode **8523A**



R. STAHL Series 8523/8 motor protection moulded case circuit breakers are equipped with a non-adjustable fast short-circuit release and a thermal overcurrent release adjustable at the switch. The switches are operated via a rotary actuator, whereby the switch position is always easy to see. You can set the various current ranges.

### Technical Data

#### Explosion Protection

Application range (zones)	1 2
IECEX gas certificate	IECEX BVS 08.0039U
IECEX gas explosion protection	Ex db eb IIC Gb
IECEX firedamp certificate	IECEX BVS 08.0039U
IECEX firedamp protection	Ex db eb I Mb
ATEX gas certificate	DMT 01 ATEX E 153 U
ATEX gas explosion protection	Ⓔ II 2 G Ex db eb IIC Gb
ATEX firedamp certificate	DMT 01 ATEX E 153 U
ATEX firedamp protection	Ⓔ I M2 Ex db eb I Mb
Certificates	ATEX (BVS), Brazil (ULB), Canada (FM), EAC (ENDCE), IECEX (BVS), USA (FM)

#### Electrical Data

Frequency	50/60 Hz
Switching capacity	12.5 kW / 400 V
Release voltage AC	230 V
Current-setting range	1.6 – 2.5 A
Release	Undervoltage release
No. of poles	3

#### Ambient Conditions

Ambient temperature	-20 °C ... +40 °C
---------------------	-------------------

#### Mechanical Data

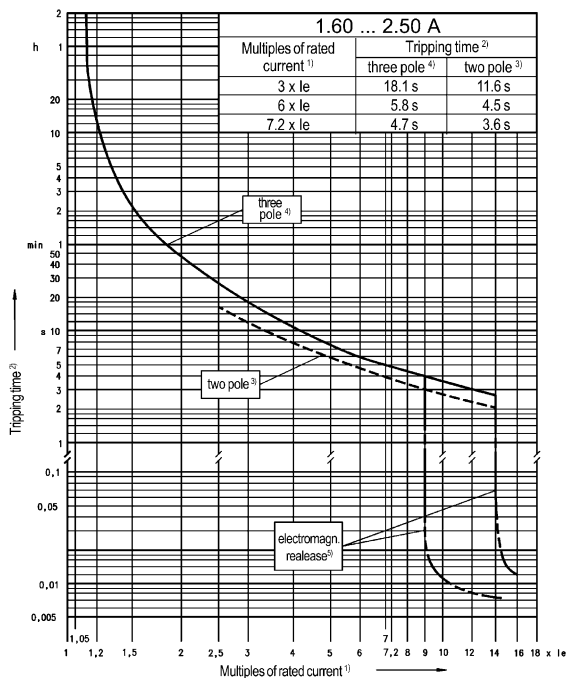
Enclosure material	Epoxy resin or polyester resin
Connection cross-section min.	1.5 mm <sup>2</sup>
Connection cross-section solid max.	10 mm <sup>2</sup>
Connection cross-section finely stranded max.	10 mm <sup>2</sup>
Service life, min.	10 <sup>5</sup> operating cycles

8523/81-07-106 Art. No. 217702

### Mechanical Data

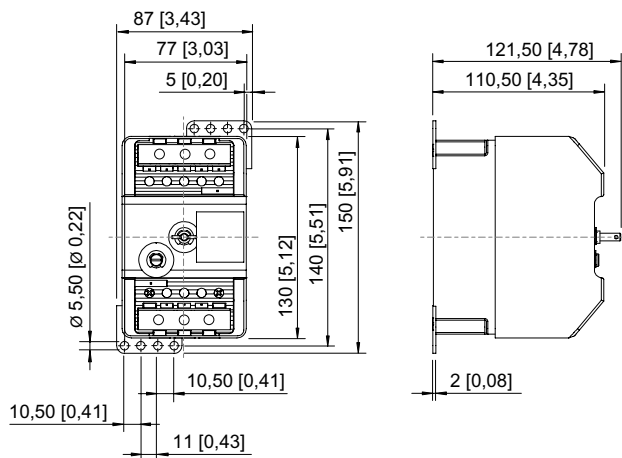
Enclosure size	130mm x 80mm x 110,5mm
Weight	1.42 kg
Weight	3.13 lb

### Technical Drawings – Subject to Alterations



- <sup>1)</sup> Multiples of the nominal current
- <sup>2)</sup> Tripping time
- <sup>3)</sup> 2 pole
- <sup>4)</sup> 3 pole
- <sup>5)</sup> Electromagnetic release

### Dimensional Drawings (All Dimensions in mm [inches]) – Subject to Alterations



8523/81  
Circuit-breaker for motor protection  
Module width 1, without auxiliary contacts

### Accessories

#### Jumper

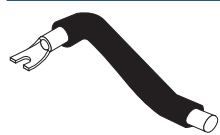
Art. No.

# Components for System Solutions

## Moulded case circuit breaker For motor protection



8523/81-07-106 Art. No. 217702



for undervoltage trip, length: 300 mm  
(two jumpers required)

147121

We reserve the right to make alterations to the technical data, dimensions, weights, designs and products available without notice. The illustrations cannot be considered binding.