


8572/14-306 Art. No. 242341



- Wear-free, corrosion-protected contacts even in an aggressive atmosphere
- Wide temperature range for use
- High mechanical impact and shock resistance
- Perfect protection against the ingress of liquids and dust
- 3D data available to download from the website

WebCode **8572B**



R. STAHL Series 8572/14 coupler are 3-pole 16 A compact coupler made from robust plastic for voltages up to 277 V. Self-cleaning lamellar contacts provide optimum contact and the floating pins allow the plugs to be inserted and removed in the zero position with minimum effort. The integrated locking mechanism prevents disconnection under load.

Technical Data

Explosion Protection

Scope of validity	European Union (ATEX) IECEX
Application range (zones)	1 2 21 22
IECEX gas certificate	IECEX PTB 16.0027
IECEX gas explosion protection	Ex db eb IIC T6 Gb
IECEX dust certificate	IECEX PTB 16.0027
IECEX dust explosion protection	Ex tb IIIC T75 °C Db
ATEX gas certificate	PTB 16 ATEX 1015
ATEX gas explosion protection	⊕ II 2 G Ex db eb IIC T6 Gb
ATEX dust certificate	PTB 16 ATEX 1015
ATEX dust explosion protection	⊕ II 2 D Ex tb IIIC T75 °C Db
Certificates	ATEX (PTB), China (CQST), EAC (CCVE), IECEX (PTB)

Electrical Data

Rated operational voltage AC	200 ... 250 V AC
Rated operational current	max. 16 A
Rated operational current	10 A / 16 A
Type of voltage	Low voltage
Frequency range	50 / 60 Hz

Ambient Conditions

Ambient temperature	-50 °C ... +45 °C (16 A) -50 °C ... +65 °C (10 A)
---------------------	--

Mechanical Data

Degree of protection (IP)	IP66
Degree of protection note	according to IEC/EN 60529

8572/14-306 Art. No. 242341

Mechanical Data

Enclosure material	Polyamide, Glass fibre reinforced
Silicone-free	No
Silicone-free note	Optional: Silicone-free variant available on request (ambient temperature -40 °C to +65 °C)
Connection terminals USA max.	12 AWG
Finely stranded connection terminals	1 x 0.75 mm ² ... 1 x 4 mm ²
Connection terminals USA min.	18 AWG
Type of connection cable	Finely stranded
Width	77 mm
Height	83.5 mm
Length	243 mm
Colour code	Blue
Coding (clock hour position)	6
Series	SolConeX
Detailed number of poles	2 P + PE
Weight	0.38 kg
Weight	0.84 lb

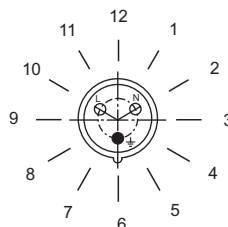
Components

Cable diameter	8 ... 15 mm
----------------	-------------

Technical Drawings – Subject to Alterations



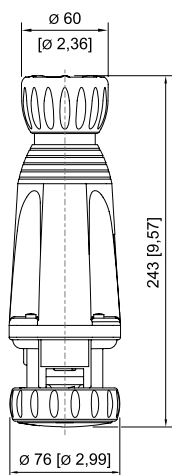
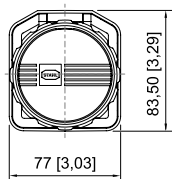
Marking of connections
Front view of socket 2 P + PE



Example:
Clock hour position, front view of socket

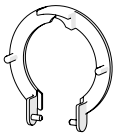
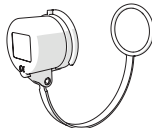
8572/14-306 Art. No. 242341

Dimensional Drawings (All Dimensions in mm [inches]) – Subject to Alterations



Coupler

Accessories and Spare Parts

Dust cover for wall mounting sockets 16 A Series 8570/11		Art. No.
	retrofitable dust protection for 2-/3-pole sockets	253118
Protective cap for plugs 16 A		Art. No.
	3 pole	150496

We reserve the right to make alterations to the technical data, dimensions, weights, designs and products available without notice. The illustrations cannot be considered binding.