

8146/5-V37-306-51-0010 Art. No. 213395



- Can be used with conventional drives and drives controlled by frequency converters
- Intelligent design: A single rotary actuator for actuating both main and auxiliary contacts,  $\geq 20$  ms leading auxiliary contact for safely disconnecting the frequency converter
- Version complies with IEC/EN 62626-1, Class 1
- The rotary actuator can be locked with 3 padlocks in the 0-position

WebCode 8146L



R. STAHL's 8146/5-V37 series safety switches safely disconnect the power supply to machinery and system components for cleaning and repair as prescribed. They can be used at frequencies from 5 to 400 Hz. All of the installed load disconnect switches have an AC-3 switching capacity. The switches can be locked in the 0-position using padlocks.

### Technical Data

#### Explosion Protection

Application range (zones)	1 2 21 22
IECEX gas certificate	IECEX PTB 06.0090
IECEX gas explosion protection	Ex db eb IIC T6 Gb
IECEX dust certificate	IECEX PTB 09.0049
IECEX dust explosion protection	Ex tb IIIC T80 °C Db
ATEX gas certificate	PTB 01 ATEX 1024
ATEX gas explosion protection	Ex II 2 G Ex db eb IIC T6 Gb
ATEX dust certificate	PTB 01 ATEX 1024
ATEX dust explosion protection	Ex II 2 D Ex tb IIIC T80 °C Db
Certificates	ATEX (PTB), IECEX (PTB)

#### Electrical Data

Rated operational voltage AC	690 V / 500 V
Rated operational current	63 A / 80 A
Rated operational current	63 A (T6) 80 A ()
Rated operational current	0 A / 63 A
Switching capacity AC-3 230 V	18.5 – 22 kW
Switching capacity AC-3 400 V	30 – 45 kW
Switching capacity AC-3 440 V	37 – 45 kW
Switching capacity AC-3 500 V	37 – 55 kW
Switching capacity AC-3 690 V	55 – -- kW
Auxiliary contact NC	1 NC
Auxiliary contact NO	1 NO / delayed
Frequency range	50 – 60 Hz

# Load Disconnect Switches and Motor Starters

## Safety switch



8146/5-V37-306-51-0010 Art. No. 213395

### Ambient Conditions

Ambient temperature	-40 °C ... +58 °C -40 °C ... +48 °C
Extended ambient temperature min.	-40 °C
Extended ambient temperature max.	+73 °C
Extended ambient temperature	-40 ... +73 °C

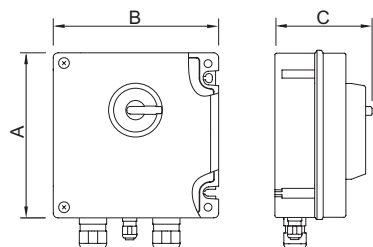
### Mechanical Data

Degree of protection (IP)	IP66
Degree of protection note	acc. to EN/IEC 60529
Enclosure material	Polyester resin, Glass fibre reinforced
Additional terminal	Standard (without)
Connection terminals of auxiliary contact finely stranded max.	2.5 mm <sup>2</sup>
Connection terminals of auxiliary contact min.	0.75 mm <sup>2</sup>
Conductor cross-section min.	35 mm <sup>2</sup>
Conductor cross-section min. 2	35 mm <sup>2</sup>
Conductor cross-section max.	50 mm <sup>2</sup>
Cable gland	2 x M50 Ø 16 ... 35 mm 1 x M20 Ø 4 ... 13 mm
Type of connection cable	Solid Finely stranded
Construction type	Standard
Dimension A	340.5 mm
Dimension B	340.5 mm
Dimension C	195 mm
Colour of handle	Black shroud and handle
Seal	Silicone, foamed
Seal Notes	Seal optional: EPDM
Lockable in	3x in 0
Detailed number of poles	3-pole
Weight	7.55 kg
Weight	16.64 lb

### Components

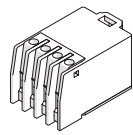
Entry type	Standard 8161, moulded material
------------	---------------------------------


### Dimensional Drawings (All Dimensions in mm [inches]) – Subject to Alterations

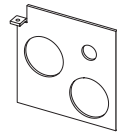
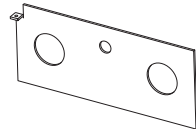


8146/5-V37-306-51-0010 Art. No. 213395

### Accessories and Spare Parts

Auxiliary contact		Art. No.
	2 NC contacts (8080/1-3) 250 V AC/DC max. 6 A 1.5 ... 2.5 mm <sup>2</sup> solid / finely stranded The switching function of the auxiliary contact depends on the installation slot used. Left and right: synchronising	168356
	1 NC contact + 1 NO contact (8080/1-1) 250 V AC/DC max. 6 A 1.5 ... 2.5 mm <sup>2</sup> solid / finely stranded The switching function of the auxiliary contact depends on the installation slot used. Left: delayed (ON), leading (OFF) Right: synchronising	168351
	2 NO contacts (8080/1-4) 250 V AC/DC max. 6 A 1.5 ... 2.5 mm <sup>2</sup> solid / finely stranded The switching function of the auxiliary contact depends on the installation slot used. Left and right: synchronising	168353

Auxiliary contact key		Art. No.
	for removing the mounted auxiliary contact	201909

Brass plate		Art. No.
	size 073 A/B 2 x M50, 1 x M20	201948
	size S73/083/093 2 x M50, 1 x M20	226936

We reserve the right to make alterations to the technical data, dimensions, weights, designs and products available without notice. The illustrations cannot be considered binding.