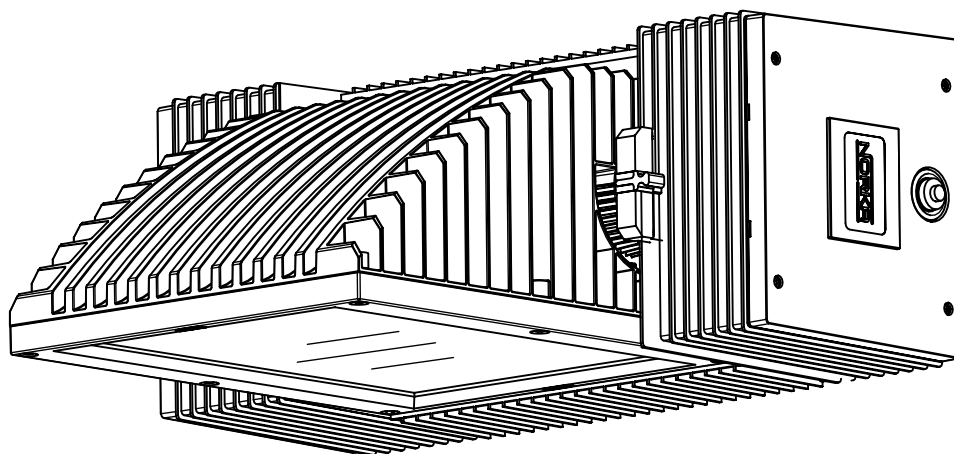



Montageanleitung 86179

(GB)	Mounting Instructions	968 042 ..
(F)	Notice de Montage	968 057 ..
(E)	Instrucciones de Montaje	968 077 ..**
(I)	Istruzione per l'Installazione	968 113 ..**
(P)	Instrucoes de montagem	906 070 ..
(NL)	Montage Voorschrift	
(DK)	Monteringsvejledning	
(S)	Montageanvisning	
(FIN)	Asennusohje	
(N)	Montasjeveiledning	
(PL)	Instrukcja montażu	



IP 65         

230-240 V 0/50-60 Hz

LED

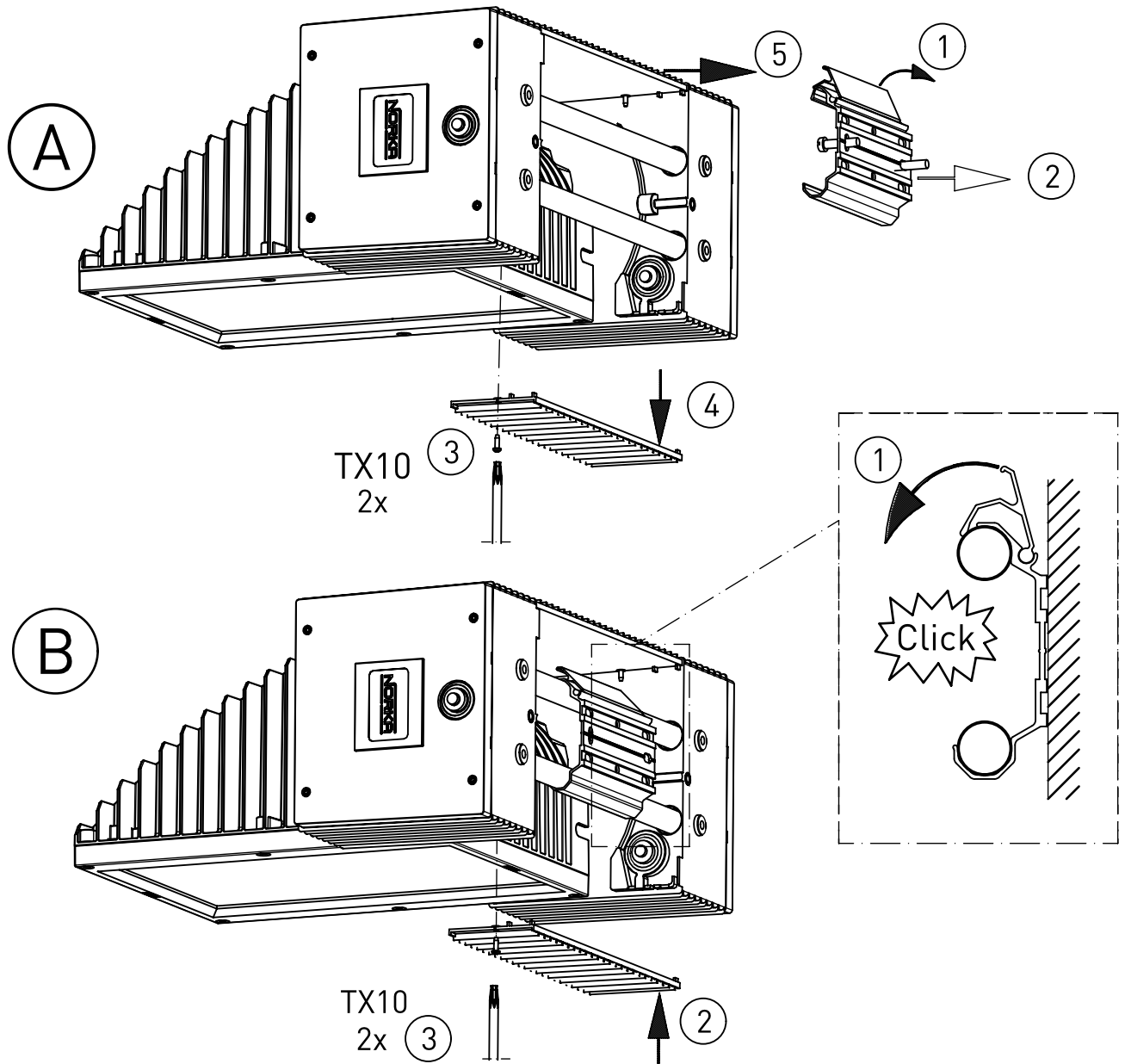
max. 5,4 kg

$A_p = 0,13 \text{ m}^2$

Diese Leuchte enthält eine Lichtquelle der Energie-Effizienzklasse E
This luminaire contains a light source of energy efficiency class E

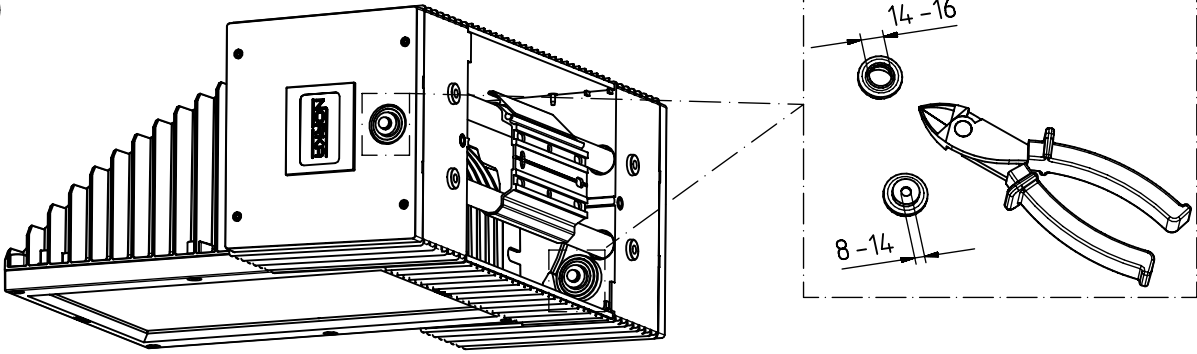
NORKA

- (D) Vor dem Öffnen Spannung abschalten.
Die Leuchte darf nur mit ihren vollständigen Schutzabdeckungen betrieben werden.
- (GB) Disconnect power supply before opening.
Luminaire must only be operated with protective cover in place and sealed.
- (F) Couper l'alimentation électrique avant toute intervention sur le luminaire.
Utiliser le luminaire uniquement quand la vasque est fermée.
- (E) Desconectar de la corriente eléctrica antes de abrir.
Sólo manipular la luminaria con el cierre protector colocado y sellado.
- (I) Disconnettere l'alimentazione di rete prima di aprire l'apparecchio.
L'apparecchio deve essere utilizzato solo con il vetro di protezione montato.
- (P) Desconectar da corrente eléctrica antes de abrir.
Apenas manipular a luminaria com o fecho de protecção colocado e selado.
- (NL) Voor het openen, spanning uitschakelen.
Armatuur alleen gebruiken met volledig gesloten afscherming.
- (DK) Afbryd spændingen før armaturet åbnes.
Armaturet på kun sættes i drift når beskyttelsesdækslet er monteret og forsejlet.
- (S) Strömmen måste vara bortkopplad då armaturen öppnas.
Armaturen får endast användas när skyddsglasat är fastmonterat.
- (FIN) Tee jännitteettömäksi ennen avaamista.
Valaisinta saa käyttää vain suojalasi paikallaan ja lukittuna.
- (N) Slå av strømtilførsel før beskyttelse deksel/glass apnes.
Lysarmatur må kun brukes med beskyttelse deksel/glass på plass og lukket.
- (PL) Przed otwarciem, należy odłączyć zasilanie.
Oprawa może być używana tylko z kompletną pokrywą ochronną.

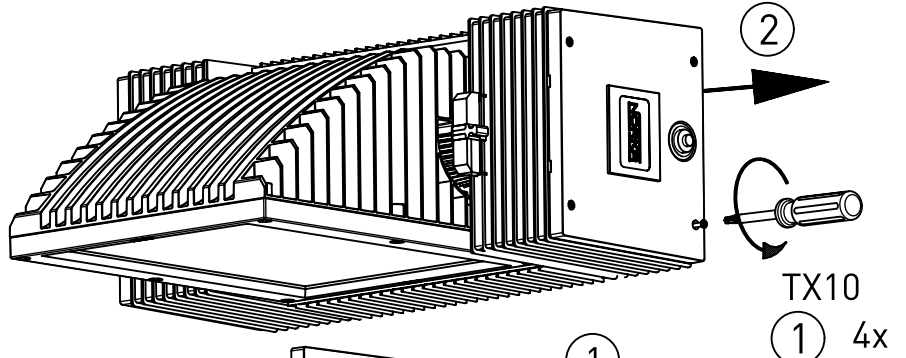


NORKA

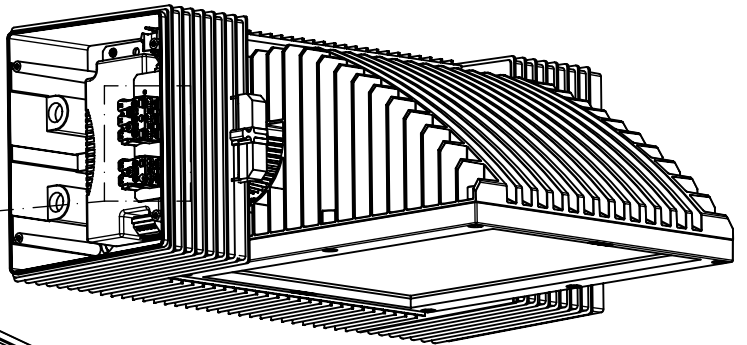
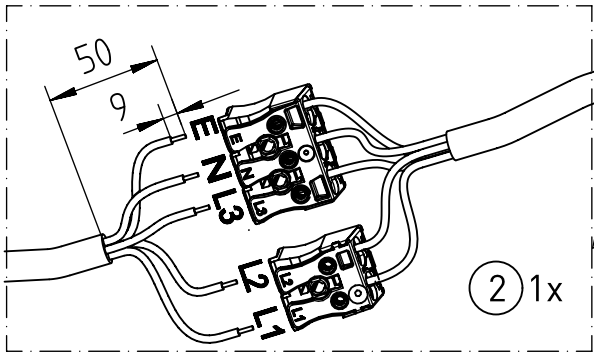
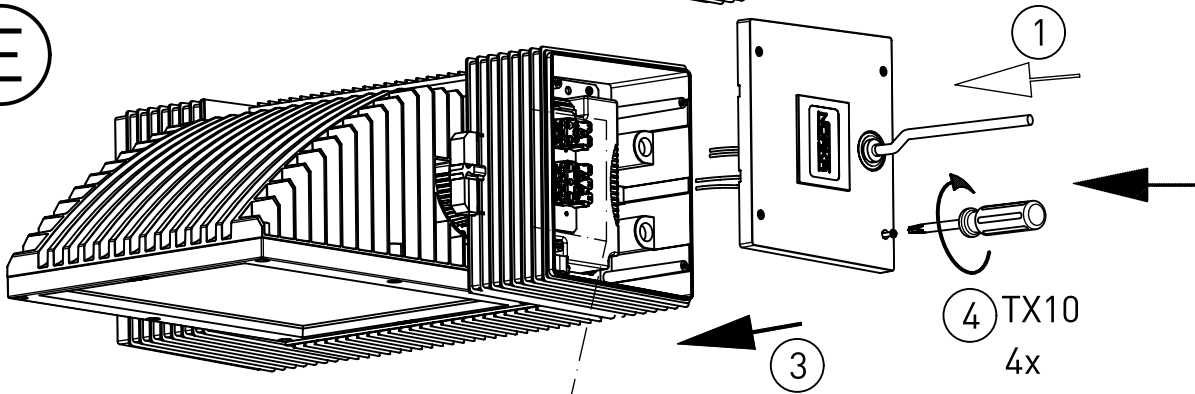
C



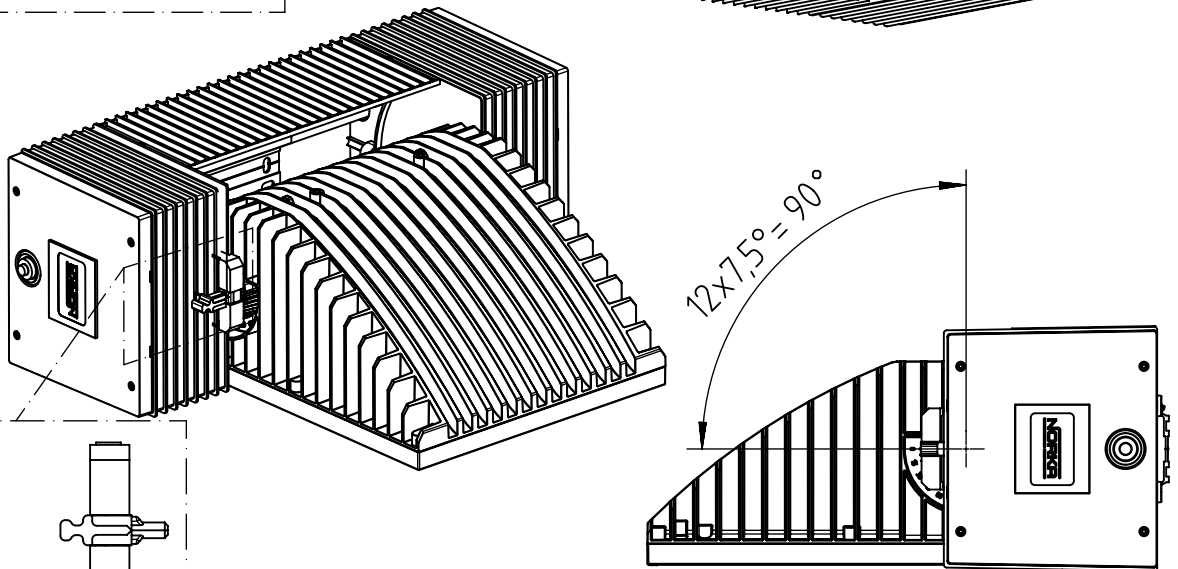
D

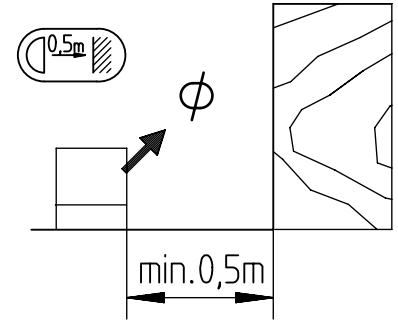
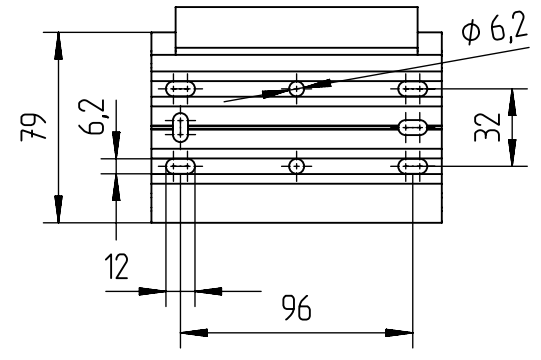
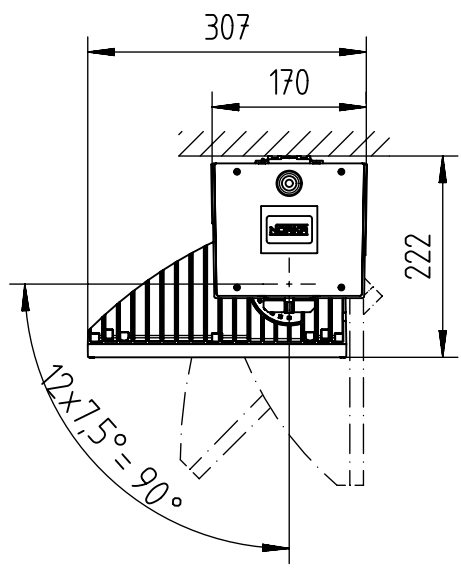
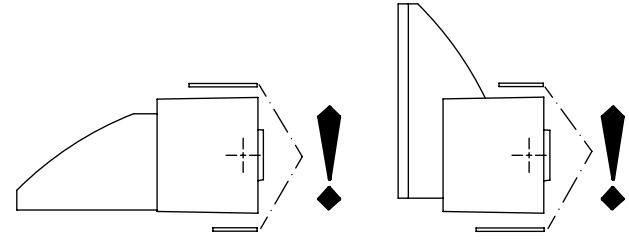
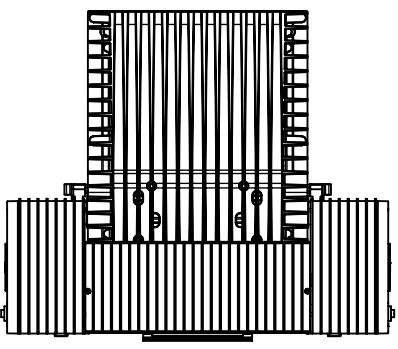
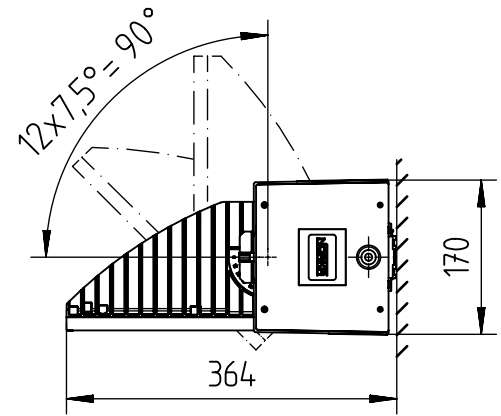
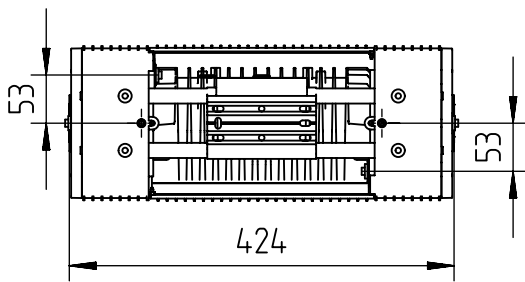


E




F





„Die enthaltenen Leuchtmittel dürfen nur durch den Hersteller, seinem Servicevertreter oder einer vergleichbaren Fachkraft gewechselt werden.“
 „The light source contained in this luminaire shall only be replaced by the manufacturer or his service agent or a similar qualified person.“

* = „Auch zur Verwendung in einer Umgebung, in der eine Ablagerung von leitfähigem Staub auf der Leuchte zu erwarten ist.“
 „Also for use in environments where an accumulation of conductive dust on the luminaire may be expected.“



Norddeutsche Kunststoff- und Elektrogesellschaft
 Stäcker mbH & Co. KG
 Lichttechnische Spezialfabrik

Kontakt
 Weidestraße 122a
 D-22083 Hamburg
 Germany

Tel.: +49 40 513009-0
 Fax: +49 40 513009-28
 info@norka.com
 www.norka.com