

8146/5-V37-300-50-0050 Art. No. 220275



- Can be used with conventional drives and drives controlled by frequency converters
- Intelligent design: A single rotary actuator for actuating both main and auxiliary contacts, ≥ 20 ms leading auxiliary contact for safely disconnecting the frequency converter
- Version complies with IEC/EN 62626-1, Class 1
- The rotary actuator can be locked with 3 padlocks in the 0-position

WebCode 8146L



R. STAHL's 8146/5-V37 series safety switches safely disconnect the power supply to machinery and system components for cleaning and repair as prescribed. They can be used at frequencies from 5 to 400 Hz. All of the installed load disconnect switches have an AC-3 switching capacity. The switches can be locked in the 0-position using padlocks.

Technical Data

Explosion Protection

Application range (zones)	1 2 21 22
IECEX gas certificate	IECEX PTB 06.0090
IECEX gas explosion protection	Ex db eb IIC T6 Gb
IECEX dust certificate	IECEX PTB 06.0090
IECEX dust explosion protection	Ex tb IIIC T80 °C Db
ATEX gas certificate	PTB 01 ATEX 1024
ATEX gas explosion protection	Ex II 2 G Ex db eb IIC T6 Gb
ATEX dust certificate	PTB 01 ATEX 1024
ATEX dust explosion protection	Ex II 2 D Ex tb IIIC T80 °C Db
Certificates	ATEX (PTB), IECEX (PTB)

Electrical Data

Rated operational voltage AC	690 V
Rated operational current	10 A
Rated operational current	10 A (T6)
Rated operational current	0 A / 10 A
Switching capacity AC-3 230 V	2.2 kW
Switching capacity AC-3 400 V	4 kW
Switching capacity AC-3 440 V	4 kW
Switching capacity AC-3 500 V	5.5 kW
Switching capacity AC-3 690 V	7.5 kW
Auxiliary contact NC	Without
Auxiliary contact NO	1 NO / delayed
Frequency range	50 – 60 Hz

Load Disconnect Switches and Motor Starters

Safety switch



8146/5-V37-300-50-0050 Art. No. 220275

Ambient Conditions

Ambient temperature	-40 °C ... +51 °C
Extended ambient temperature min.	-40 °C
Extended ambient temperature max.	+69 °C
Extended ambient temperature	-40 ... +69 °C

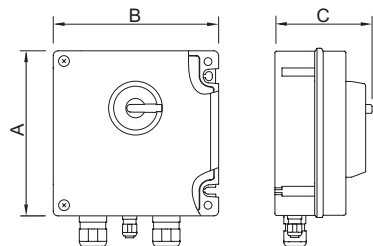
Mechanical Data

Degree of protection (IP)	IP66
Degree of protection note	acc. to EN/IEC 60529
Enclosure material	Polyester resin, Glass fibre reinforced
Additional terminal	Standard (without)
Connection terminals of auxiliary contact finely stranded max.	1.5 mm ²
Connection terminals of auxiliary contact min.	1.5 mm ²
Conductor cross-section min.	2.5 mm ²
Conductor cross-section min. 2	0 mm ²
Conductor cross-section max.	4 mm ²
Cable gland	2 x M25 Ø 7 ... 17 mm 1 x M20 Ø 4 ... 13 mm
Type of connection cable	Solid Finely stranded
Construction type	Standard
Dimension A	112.5 mm
Dimension B	112.5 mm
Dimension C	131 mm
Colour of handle	Black shroud and handle
Seal	Silicone, foamed
Seal Notes	Seal optional: EPDM
Lockable in	3x in 0
Detailed number of poles	3-pole
Weight	1.7 kg
Weight	3.75 lb

Components

Entry type	Brass plate with 8161
------------	-----------------------

Dimensional Drawings (All Dimensions in mm [inches]) – Subject to Alterations




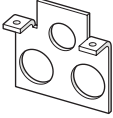
Load Disconnect Switches and Motor Starters

Safety switch



8146/5-V37-300-50-0050 Art. No. 220275

Accessories and Spare Parts

Auxiliary contact key		Art. No.
	for removing the mounted auxiliary contact	201909
Brass plate		Art. No.
	size 031 2 x M25, 1 x M20	148207

We reserve the right to make alterations to the technical data, dimensions, weights, designs and products available without notice. The illustrations cannot be considered binding.