

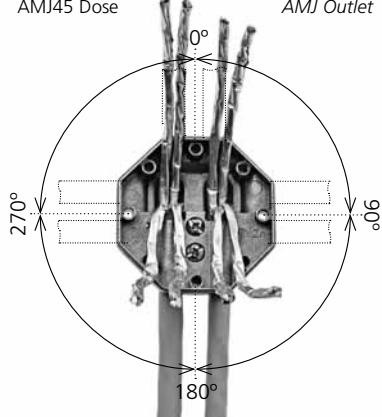













# Aufputz-Set für AMJ45 / Surface Mount Set for AMJ45

## Montageanleitung / Assembly Instructions

<p><b>1</b> <b>Lieferumfang / Scope of delivery</b></p> <p>H02000C0017 reinweiß / pure white RAL 9010          H02000C0026 perlweiß / pearl white RAL 1013          H02000C0027 alpinweiß / alpine white</p> 	<p><b>2</b> <b>Geräteeinbauträger - Befestigungsspur</b>  <i>Surface mount frame - Fixing rail</i></p> 	<p><b>3</b> <b>AMJ45 Dose</b> <span style="float: right;"><i>AMJ Outlet</i></span></p>  <p>Kabelzuführung aus 4 Richtungen in 90° Schritten möglich  <i>cabble can be routed from all 4 directions in 90° increments</i></p>
<p><b>4</b> <b>AMJ45 Dose / Outlet</b></p>  <p style="text-align: center;"><i>Zentralplatte / Faceplate</i></p>	<p><b>5</b></p> 	<p><b>6</b></p> 
<p><b>7</b> <b>Tragschienenadapter für Aufputz-Set</b>  <i>Mounting rail adaptor for surface mount set</i> <b>H02000A0054</b></p> 	<p><b>8</b></p>  <p style="text-align: center;"><i>Geräteeinbauträger mit Tragschienenadapter verschrauben! / screw surface mount frame with mounting rail adaptor</i></p>	<p><b>Einbau auf Tragschiene TH35 / mounting on mounting rail</b></p>  <p style="text-align: center;"><i>Tragschienenadapter verrastet / press mounting rail adaptor until snap-in</i></p>
<p><b>Demontage / Disassembly</b></p>  <p style="text-align: center;"><i>Tragschienenadapter entriegeln / unlock mounting rail adaptor</i></p>	<p><b>9</b></p>  <p style="text-align: center;"><i>Geräteeinbauträger / surface mount frame</i></p>	
<p><b>10</b></p> 	<p><b>11</b></p> 	<p><b>12</b></p> 