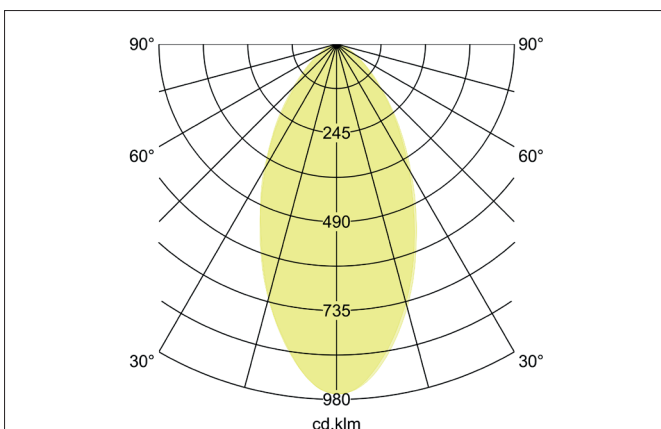
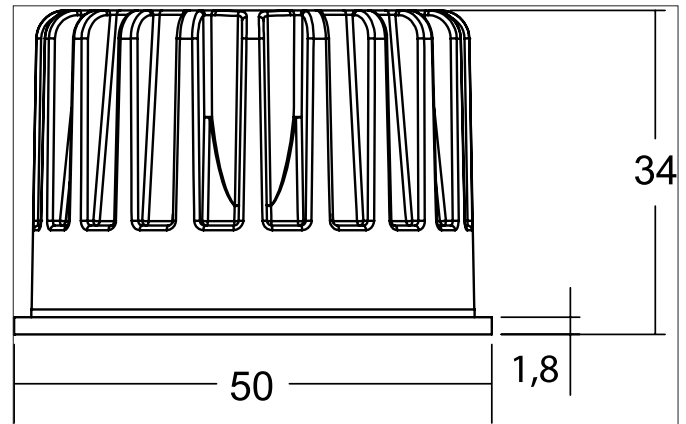


ROTI LED-Einsatz MR16 mit Linsenoptik, 3CCT (2.700 K / 3.000 K / 4.000 K), 6,3 W, 350 mA
Article no. 12929503

Light.
For Generations.



Tender

LED-Einsatz MR16 mit Linsenoptik, 3CCT (2.700 K / 3.000 K / 4.000 K), 6,3 W, 350 mA, black / alu matt, Round.Lamp holder: Plug&Play, Material: Aluminium / PMMA, Degree of protection: according to DIN EN 60529 IP20, Protection class: (EN 61140) III, Current: 350 mA, Power: 6.3 W, Amount of light sources / fittings: 1 Qty, Colour temperature: from 2.700 K up to 4.000 K, Beam angle: 50°, without control gear, Dimmable: Depending on type of control gear, Control: Depending on driver.

Product Benefits

- Ein LED-Modul mit gleich drei verschiedenen Farbtemperaturen im Paket.
- Bauseitig einstellbar (vor Umstellung spannungsfreien Zustand herstellen).
- Minimiert Lagerplätze und Lagerbestände und maximiert die freie Einstellbarkeit und die sofortige Anpassungsmöglichkeit der Farbtemperatur von z. B. 2.700 K auf 3.000 K oder 4.000 K.
- Förderfähige Komplettsets bestehend aus LED-Modul, Konverter schaltbar, Phasenabschnitt oder DALI dimmbar - mit und ohne Anschlussbox.
- Ideale Umrüstsets für z. B. Altanlagen und ideal für die Verwendung z. B. im Modulsystem M1.

Farbtemperatur	Lichtstrom	Effizienz
2.700 K	950 lm	150 lm/W
3.000 K	971 lm	154 lm/W
4.000 K	1.023 lm	162 lm/W

ROTI LED-Einsatz MR16 mit Linsenoptik, 3CCT (2.700 K / 3.000 K / 4.000 K), 6,3 W, 350 mA
Article no. 12929503

Light.
For Generations.

Article data	
Article no.	12929503
GTIN	4255752509844
Series name	ROTI
Short description	LED-Einsatz MR16 mit Linsenoptik, 3CCT (2.700 K / 3.000 K / 4.000 K), 6,3 W, 350 mA
Material	Aluminium / PMMA
Colour	Black / Alu
Shape	Round
Outer diameter	50 mm
Hight	34 mm
Weight	0.090 kg
Conformance	CE, UKCA











Lighting technology	
Colour temperature	2.700 K / 3.000 K / 4.000 K
Light colour	White
Color Temperature 1	2,700 K
Color Temperature 2	3,000 K
Color Temperature 3	4,000 K
Luminous flux 1	950 lm
Luminous flux 2	971 lm
Luminous flux 3	1,023 lm
McAdam-Step	McAdam-Step 3
Colour rendering	CRI > 80
Reflector	High-gloss
Beam angle	50°
Light sharing	Symmetric
Adjustable color temperature	Stages

Operating technology of the luminaire	
Voltage type	DC
Current	350 mA
Lamp	LED
Lamp holder	Plug&Play
Protection class	III
Degree of protection	IP20
Dimmable	Depending on type of control gear
Control	Depending on driver
Bulb change possible	The light source of this luminaire may only be replaced by the manufacturer or a service technician commissioned by him or a similarly qualified person.
Rated life time L80/B10 at 25 °C	50.000 h

Packing data	
Gross weight	0.115 kg
Length of packaging	55 mm
Packaging width	55 mm
Packaging hight	60 mm
Disposal at end of life	This product must not be disposed of with household waste. You are obliged, to dispose of such electrical waste separately. By disposing of electrical waste and other old or defective electronics separately, you support recycling or other forms of re-use. In that way you help to take care and to avoid that harmful substances get into the environment.

ROTI LED-Einsatz MR16 mit Linsenoptik, 3CCT (2.700 K / 3.000 K / 4.000 K), 6,3 W, 350 mA
Article no. 12929503

Light.
For Generations.

Required accessories	
	Article no.: 17662000 LED converter 350 mA, on/off switchable Power: 1 - 7,2 W Dimensions: 68 mm x 35 mm x 21 mm
	Article no.: 17662020 LED converter 350 mA, on/off switchable Power: 1 - 7,2 W Dimensions: 68 mm x 35 mm x 21 mm
	Article no.: 17663000 LED converter 350 mA, trailing-edge phase dimmable Power: 2,8 - 7 W Dimensions: 110 mm x 50 mm x 19 mm
	Article no.: 17663020 LED converter 350 mA, trailing-edge phase dimmable Power: 2,8 - 7 W Dimensions: 110 mm x 50 mm x 19 mm
	Article no.: 17613000 LED converter 350 mA, on/off switchable Power: 1 - 15 W Dimensions: 115 mm x 34 mm x 19 mm
	Article no.: 17613020 LED converter 350 mA, on/off switchable Power: 1 - 15 W Dimensions: 115 mm x 34 mm x 19 mm
	Article no.: 17621000 LED converter 350 mA, on/off switchable Power: 1 - 21 W Dimensions: 128 mm x 50 mm x 13 mm
	Article no.: 17621020 LED converter 350 mA, on/off switchable Power: 1 - 21 W Dimensions: 128 mm x 50 mm x 13 mm
	Article no.: 17652000 LED-round converter 350 mA, trailing-edge phase dimmer Power: 4,9 - 7 W Dimensions: 51 mm x 24 mm
	Article no.: 17652020 LED-round converter 350 mA, trailing-edge phase dimmer Power: 4,9 - 7 W Dimensions: 51 mm x 24 mm