

8118/211-403 Art. No. 133104



- Resistant Ex e enclosure, universally usable as connection or junction boxes and/or to safeguard electric distributors up to 6.3 A
- Degree of protection IP66
- With mantle terminals or with a combination of mantle terminals and miniature fuses (optional)

WebCode 8118A



R. STAHL Series 8118 Ex e junction boxes are equipped with 4, 5 or 8 mantle terminals depending on their design size. As an option, miniature fuses can still be installed in addition. Junction boxes are also suitable for safeguarding. The robust enclosure made from glass fibre-reinforced polyester resin can be equipped with plastic or metal cable glands.

Technical Data

Explosion Protection

Scope of validity	European Union (ATEX) IECEX
Application range (zones)	1 2 21 22
IECEX gas certificate	IECEX PTB 06.0026
IECEX gas explosion protection	Ex ia ib IIC T6 Gb
IECEX dust certificate	IECEX PTB 06.0026
IECEX dust explosion protection	Ex tb IIIC T80 °C Db
ATEX gas certificate	PTB 99 ATEX 3103
ATEX gas explosion protection	⊕ II 2 G Ex ia ib IIC T6 Gb
ATEX dust certificate	PTB 99 ATEX 3103
ATEX dust explosion protection	⊕ II 2 D Ex tb IIIC T80 °C Db
Certificates	ATEX (PTB), Brazil (ULB), China (NEPSI), EAC (LPE), IECEX (PTB)
Ship approval	BVIS

Electrical Data

Rated operational voltage AC	60 V
Rated operational voltage max. AC	60 V

Ambient Conditions

Ambient temperature	-40 °C ... +75 °C (T6)
Ambient temperature	-40°F ... +167°F (T6)

Mechanical Data

Degree of protection IP (IEC 60529)	IP66
Enclosure material	Polyester resin, Glass fibre reinforced
Flammability according to	IEC/EN 60695 UL 94 ASTM D635

8118/211-403 Art. No. 133104

Mechanical Data

Silicone-free	No
Connection cross-section	0 mm ²
Cover	Screw-on cover
Cover fixing type	M4 stainless steel screws, With captive screws
Width	85 mm
Width inches	3.35 in
Height	85 mm
Height inches	3.35 in
Depth	55 mm
Depth inches	2.17 in
Enclosure colour	Dark grey
Packaging unit	1
Weight	0.33 kg
Weight	0.73 lb

Mounting / Installation

Tightening torque of cover screw 1	1.4 Nm
Tightening torque lbf in of cover screw 1	12.4 lbf in

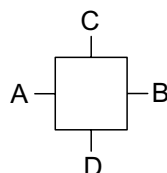
Components

Entry 1	3 x 8161/8-M20-1304 (provided separately)
Entry 1 type	Polyamide cable gland, blue
Entry 1	M20 x 1.5
Entry 1 clamping range	7 ... 17 mm
Metal entry possible 1	No
Entry 2	1 x 8290/3-M20 (Provided separately)
Entry 2 type	Polyamide stopping plug
Entry 2	M20 x 1,5
Metal entry possible 2	No
Type of terminals 1	4 x Sheath terminal 4 mm ²

Technical Drawings – Subject to Alterations



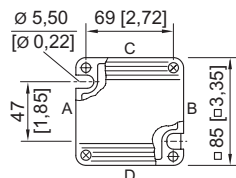
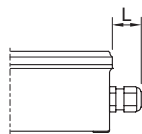
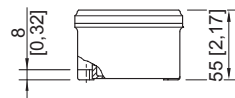
Arrangement of terminals



"—" = marking installation possibilities

8118/211-403 Art. No. 133104

Dimensional Drawings (All Dimensions in mm [inches]) – Subject to Alterations



Length L

protrusion length for cable glands, Series 8161

in case of M20: 25 ... 31 [0.98 ... 1.22]

in case of M25: 27 ... 33 [1.06 ... 1.3]

in case of M32: 32 ... 39 [1.26 ... 1.54]



protrusion length for cable glands with strain relief, Series HSK-K-MZ

in case of M25: 41 [1,61]


8118/1.1.
enclosure size 1

Accessories


Brass plate with thread

	Art. No.
	168913
	168914

Cable gland made of plastic

	Art. No.
 8161/8 Ex i (black with blue cap nut) 8161/8-M20-1304 4 ... 13 mm 50 pieces (delivery lot*)	239164

Stopping plug

	Art. No.
 8290/3-M20 100 pieces (delievery lot*)	285773

We reserve the right to make alterations to the technical data, dimensions, weights, designs and products available without notice. The illustrations cannot be considered binding.