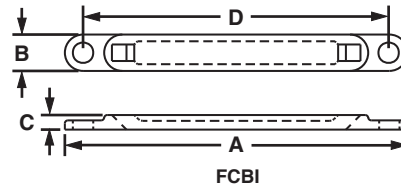
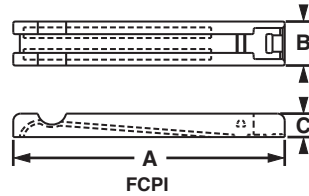


**UL<sup>®</sup> US Flat Cable Mounting System – FCB Base and FCPI Plate**

- Secures stacked cables, folds, and breakouts, as well as laminated and molded bus bars
- Use one base, one corresponding size plate (FCPI), and one Intermediate cross section cable tie
- For indoor use only
- See also Latching Flat Cable Mounts on page B2.35
- Material: Nylon 6.6

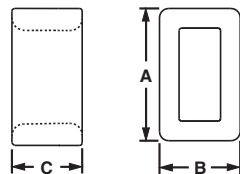


Part Number	Max. Flat Cable Width		Length A		Width B		Height C		Hole Spacing D		Color	Mounting Method	Std. Pkg. Qty.	Std. Ctn. Qty.
	In.	mm	In.	mm	In.	mm	In.	mm	In.	mm				
FCBI1-A-C20	1.04	26.4	2.50	63.5	0.38	9.5	0.15	3.8	—	—	Black	User Supplied Adhesive	100	1000
FCBI2-A-C20	2.04	51.8	3.50	88.9	0.38	9.5	0.15	3.8	—	—				
FCBI3-A-C20	3.32	7.72	4.52	114.8	0.38	9.5	0.15	3.8	—	—				
FCBI1-S10-C20	1.04	26.4	2.50	63.5	0.38	9.5	0.15	3.8	2.08	52.8	Black	#10 (M5) Screw	100	1000
FCBI2-S10-C20	2.04	51.8	3.50	88.9	0.38	9.5	0.15	3.8	3.10	78.7				
FCBI3-S10-C20	3.32	7.72	4.52	114.8	0.38	9.5	0.15	3.8	4.12	104.6				
FCPI1-C20*	1.04	26.4	1.29	32.8	0.38	9.5	0.20	5.1	—	—	Black	Cable Ties	100	1000
FCPI2-C20*	2.04	51.8	2.31	58.7	0.38	9.5	0.20	5.1	—	—				
FCPI3-C20*	3.32	7.72	3.32	84.3	0.38	9.5	0.20	5.1	—	—				

\*Recommend for use with PLT2I cable ties on page B1.8

**UL<sup>®</sup> LISTED Closed Connector Rings**

- Connect multiple cable bundles



Part Number	Used with Cable Ties‡	Length A		Width B		Height C		Material	Color	Environment	Mounting Method	Std. Pkg. Qty.	Std. Ctn. Qty.
		In.	mm	In.	mm	In.	mm						
CR2-M	M, I, S	0.33	8.4	0.20	5.1	0.20	5.0	Nylon 6.6	Natural	Indoors	Cable Ties	1000	10000
CR4H-M		0.57	14.5	0.36	9.1	0.30	7.6	Nylon 6.6	Natural	Indoors			
CR4H-M0	M, I, S, HS, LH	0.57	14.5	0.36	9.1	0.30	7.6	Weather Resistant Nylon 6.6	Black	Indoors/Outdoors			

‡Cable tie cross section sizes: M = Miniature, I = Intermediate, S = Standard, HS = Heavy-Standard and LH = Light-Heavy.