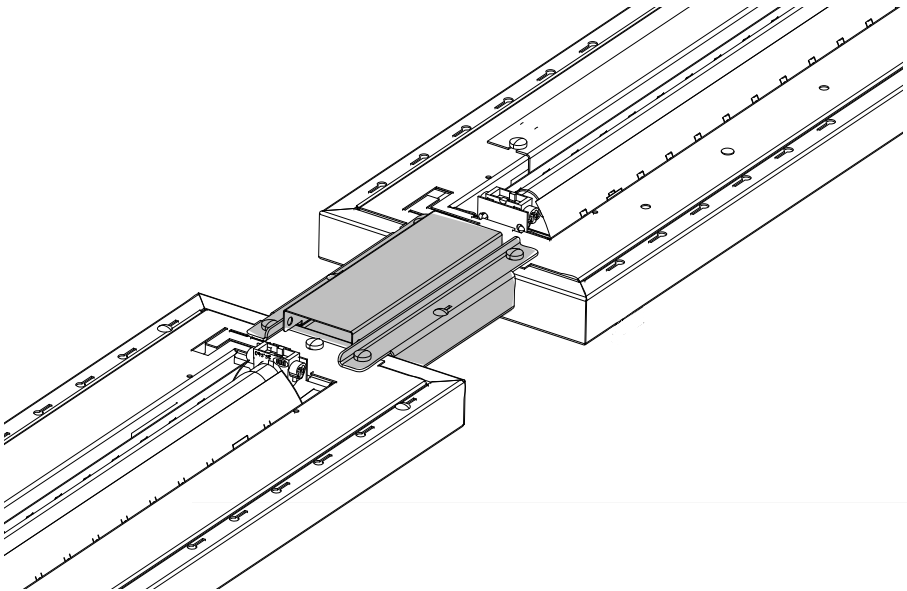


Montageanleitung

Ⓒ mounting instruction Ⓕ Notice de montage Ⓖ Instrukcja montażu
Ⓔ Instrucciones de montaje Ⓘ Istruzioni di montaggio

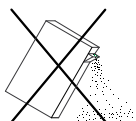
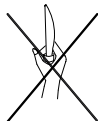

F-LINE-VS



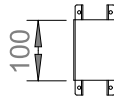
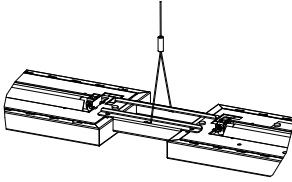
RIDI Leuchten GmbH
Hauptstrasse 31 - 33 · D-72417 Jungingen
Tel. 07477/872-0 · Fax 07477/872-48
kontakt@ridi-group.de · www.ridi-group.com



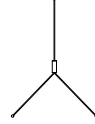
- Ⓓ Für die Installation und für den Betrieb der Leuchten sind die nationalen Sicherheitsvorschriften zu beachten.
- ⒼⒷ Please note national safety instructions for installation and operation of this luminaire.
- Ⓕ Pour l'installation et le fonctionnement des luminaires il est impératif de respecter les normes nationales de sécurité en vigueur.
- Ⓗ W celu prawidłowej instalacji i poprawnego działania oprawy należy przestrzegać krajowych przepisów bezpieczeństwa.
- Ⓔ Para la instalación y la puesta en funcionamiento de las luminarias deben observarse las normas nacionales de seguridad.
- Ⓘ Per l'installazione e il funzionamento delle lampade si fa riferimento alle normative di sicurezza nazionali.



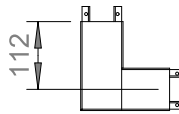
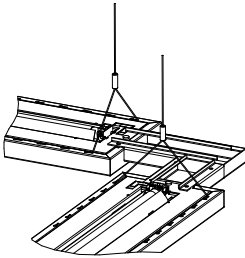
F-LINE-VS



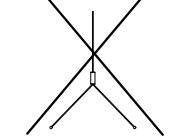
ZSPT2Z ..



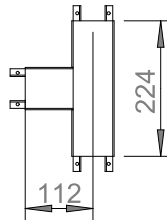
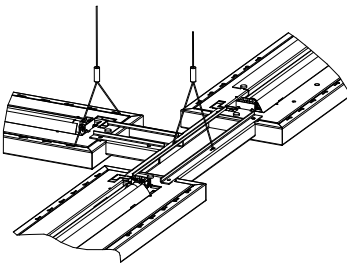
F-LINE-VSL



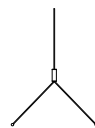
~~ZSPT2Z ..~~



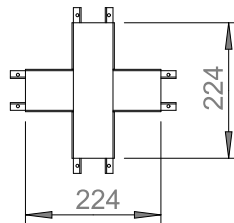
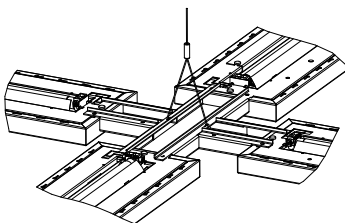
F-LINE-VST



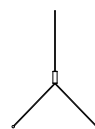
ZSPT2Z ..



F-LINE-VSK



ZSPT2Z ..



.35	1572	1634	1653	1777	100	224
.28	1272	1334	1353	1477	100	224
.21	972	1034	1053	1177	100	224
.14	672	734	753	877	100	224
F-LINE-A	A1 VS	A1 VST/VSK	A2 VS	A2 VST/VSK	VS	VST/VSK

