

8118/132-114-0 Art. No. 277900



- Compact, impact-resistant enclosure with increased safety (Ex e)
- Versions available with integrated metal bracket for optimised installation of metal cable glands
- Pre-installed fixing carrier for WAGO 221 Ex connection terminals
- Simple, fast and safe installation of electrical lines with spring lever technology
- Clamping range 0.14 to 4 mm²
- Suitable for solid, multi-stranded and finely stranded electrical wires without additional core end sleeves
- 2-, 3- and 5-way terminal blocks available as accessories

WebCode 8118D



R. STAHL Series 8118 terminal boxes with WAGO 221 Ex connection terminals are made of glass fibre reinforced polyester resin. They are available in 2 design sizes and can be flexibly equipped with metallic or nonmetallic cable glands. They combine the advantages of the simple technique of the WAGO 221 connection terminals with well-known R. STAHL increased safety (Ex e) enclosures.

Technical Data

Explosion Protection

Scope of validity	European Union (ATEX) IECEX
Application range (zones)	1
IECEX gas certificate	IECEX PTB 06.0026
IECEX gas explosion protection	Ex eb IIC T6/T5 Gb
IECEX dust certificate	IECEX PTB 06.0026
IECEX dust explosion protection	Ex tb IIIC T80 °C ... T95 °C Db
ATEX gas certificate	PTB 99 ATEX 3103
ATEX gas explosion protection	⊕ II 2 G Ex eb IIC T6/T5 Gb
ATEX dust certificate	PTB 99 ATEX 3103
ATEX dust explosion protection	⊕ II 2 D Ex tb IIIC T80 °C ... T95 °C Db
Certificates	ATEX (PTB), Brazil (ULB), China (NEPSI), IECEX (PTB)
Ship approval	BVIS
Notes	EAC and CCC certificate available

Electrical Data

Rated operational voltage AC	440 V
Rated operational voltage max. AC	440 V

Ambient Conditions

Ambient temperature	-55 °C ... +40 °C (T6) -55 °C ... +55 °C (T5)
Ambient temperature	-67°F ... +104°F (T6) -67°F ... +131°F (T5)

Mechanical Data

Degree of protection IP (IEC 60529)	IP66
Enclosure material	Polyester resin, Glass fibre reinforced

8118/132-114-0 Art. No. 277900

Mechanical Data

Flammability according to	IEC/EN 60695 UL 94 ASTM D635
Silicone-free	No
Connection cross-section	0 mm ²
Connection cross-section note	Clamping range min: 0,2 mm ² (solid, stranded) / 0,14 mm ² (finely stranded). Connection of conductors with different cross-sections is possible. Use only in conjunction with fixing adapter 272625.
Cover	Screw-on cover
Width	145 mm
Width inches	5.71 in
Height	145 mm
Height inches	5.71 in
Depth	71 mm
Depth inches	2.8 in
Enclosure colour	Dark grey
Packaging unit	1
Weight	0.86 kg
Weight	1.9 lb

Mounting / Installation

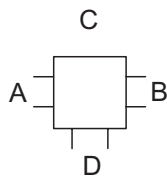
Tightening torque of cover screw 1	1.4 Nm
Tightening torque lbf in of cover screw 1	12.4 lbf in

Components

Entry 1	6 x 8161/7-M25-1707-LT With plug
Entry 1 type	Polyamide cable gland, black
Entry 1	M25 x 1.5
Entry 1 clamping range	7 ... 17 mm
Metal entry possible 1	No
Terminal rail	35 x 120 mm (1x)
Type of terminals 1	1 x WAGO 221 2-conductor 4 mm ² light grey
Note connection terminal	Fixation of the clamps on the mounting adapter is mandatory. Maximum equipment per mounting adapter: (max. 10 terminals per mounting adapter) 5 x 2-wire terminal (275 V), 4 x 2 wire terminal (440 V), 3 x 3 wire terminal (440 V), 2 x 5 wire terminal (440 V). For operating voltages greater than 275 V, one slot must be left free between each of the terminals. This reduces the maximum configuration to 4 x 2 conductor terminals per mounting adapter.
Note mounting carriers	A mounting foot must be installed on the mounting rail between the mounting adapters in order to comply with the clearance and creepage distances for 440 V.

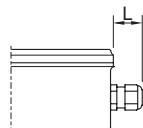
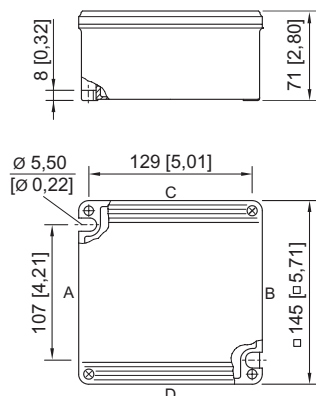
8118/132-114-0 Art. No. 277900

Technical Drawings – Subject to Alterations



"—" = marking installation possibilities

Dimensional Drawings (All Dimensions in mm [inches]) – Subject to Alterations



Length L
 protrusion length for cable glands, Series 8161
 in case of M20: 25 ... 31 [0.98 ... 1.22]
 in case of M25: 27 ... 33 [1.06 ... 1.3]
 in case of M32: 32 ... 39 [1.26 ... 1.54]
 protrusion length for cable glands with strain relief, Series HSK-K-MZ
 in case of M25: 41 [1,61]

8118/.3.
 enclosure size 3

Accessories

		Art. No.
		239205
Connection terminal		Art. No.
	WAGO 221-482 for 2 x 0.2 ... 4 mm ²	272622
	WAGO 221-483 for 3 x 0.2 ... 4 mm ²	272623
	WAGO 221-485 for 5 x 0.2 ... 4 mm ²	272624

8118/132-114-0 Art. No. 277900

Connection terminal set

Art. No.



Installation set WAGO 221
Contains
2 x Fixing adapter 221-501 for 4mm²
2 x Mounting foot 209-120 6.4 mm
4 x Connection terminal 221-482 for 2 x 0,2 ... 4 mm²
6 x Connection terminal 221-483 for 3 x 0,2 ... 4 mm²
5 x Connection terminal 221-485 for 5 x 0,2 ... 4 mm²

288873

Fixing adapter

Art. No.



WAGO 221-501 for 4 mm²

272625

Mounting foot

Art. No.



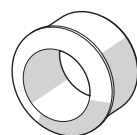
WAGO 209-120; 6.4 mm

272626

Reduction sealing insert (standard), EPDM (-40 ... +75 °C)

For cable glands

Art. No.



Connection thread: M25 x 1.5 Lot size: 50
Clamping range: 7 – 12 mm

239447

We reserve the right to make alterations to the technical data, dimensions, weights, designs and products available without notice. The illustrations cannot be considered binding.