

Installation Equipment and Accessories



Cable gland

Without reduction sealing insert

8161/7-M12-0603 Art. No. 239170



- For safe cable entry in Ex e and Ex i areas
- Can be used at temperatures of between -60 ... +75 °C, degree of protection IP68
- Available in Ex e and Ex i versions (Ex i version distinguished by its blue cap nut)
- Suitable for cable diameters from 1 ... 48 mm
- Versions with multi-seal inserts

WebCode 8161B



R. STAHL's 8161/7 and 8161/8 series cable entries can be used to safely run cables into Ex e enclosures. They are suitable for cables between 1 and 48 mm in diameter. They are available for Ex e and Ex i circuits – the Ex i version can be distinguished by its blue cap nut. A stopping plug can be integrated to seal any cable entries that are not being used.

Technical Data

Explosion Protection

Ex version	Ex e
Application range (zones)	1 2 21 22
IECEX gas certificate	IECEX PTB 14.0011 X
IECEX gas explosion protection	Ex eb IIC Gb
IECEX dust certificate	IECEX PTB 14.0011 X
IECEX dust explosion protection	Ex tb IIIC Db
ATEX gas certificate	PTB 14 ATEX 1008 X
ATEX gas explosion protection	⊕ II 2 G Ex eb IIC Gb
ATEX dust certificate	PTB 14 ATEX 1008 X
ATEX dust explosion protection	⊕ II 2 D Ex tb IIIC Db
EAC certificate	TS RU S-DE.AA71.B.00083
EAC gas explosion protection	⊕ 1 Ex e II Gb X
EAC dust explosion protection	⊕ Ex tb IIIC Db X
Certificates	ATEX (PTB), Brazil (ULB), EAC (LPE), IECEX (PTB), Korea (KGS)

Ambient Conditions

Ambient temperature	15 °C ... +65 °C
Use at the height of	< 2000 m

Mechanical Data

Degree of protection (IP)	IP66
Degree of protection note	IP68 at 5 bar 30 min. (IP protection according to IEC/EN 60529)
Sealing material	EPDM profile seal
Material sealing ring	EPDM
Material	Polyamide
Material 2	Glass fibre reinforced

Cable gland

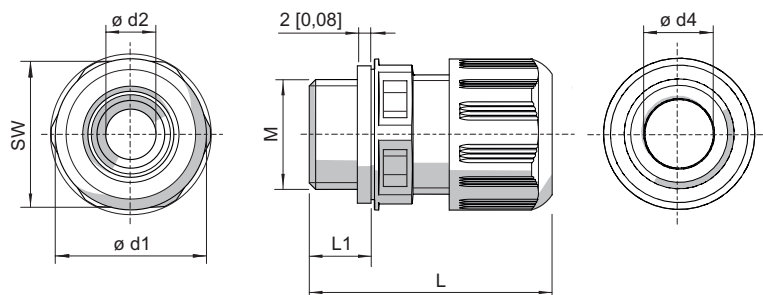
Without reduction sealing insert

8161/7-M12-0603 Art. No. 239170

Mechanical Data

Silicone-free	Yes
Self-extinguishing	Yes
Flame retardant	Yes
Halogen-free	Yes
Surface resistance	$\leq 10^{13} \Omega$
Clamping range	3 – 6 mm
Clamping range max.	6 mm
Clamping range min.	3 mm
Armouring type	Unarmoured cable types
Dimension L	29 ... 34 mm
Dimension d1	18 mm
Dimension d2	7.3 mm
Dimension d4	6.3 mm
Width across corners	18 mm
Width across flats	16 mm
Thread size	M12
Thread length	9 mm
Thread pitch	1,5 mm
Impact strength (IEC 60079)	4 J
Impact strength	7 J
Impact strength note	Installation only in areas with a low risk of mechanical damage. Protect cable gland from mechanical damage.
Colour	Black
Lot size	50
Weight	0.007 kg
Weight	0.02 lb

Dimensional Drawings (All Dimensions in mm [inches]) – Subject to Alterations



M = Thread size
 SW = Width across flats
 L1 = Thread length
 L = Dimension L

Cable glands without bend protection

Thread size	Width across flats	Dimension L	Dimension L (with long thread)	Thread length	Thread length (long thread)	Clamping range	Clamping range + reduction sealing insert	Dimension d1	Dimension d2	Dimension d4

Installation Equipment and Accessories



Cable gland

Without reduction sealing insert

8161/7-M12-0603 Art. No. 239170

M12	16.00 mm	29 ... 34 mm	35 ... 40 mm	9.000 mm	15.000 mm	3.00 - 6.00 mm	1.00 - 6.00 mm	18 mm	7.3 mm	6.3 mm
M16	20.00 mm	31 ... 37 mm	37 ... 43 mm	9.000 mm	15.000 mm	5.00 - 9.00 mm	2.00 - 9.00 mm	22 mm	10.3 mm	9.3 mm
M20	24.00 mm	36 ... 43 mm	41 ... 48 mm	10.000 mm	15.000 mm	7.00 - 13.00 mm	4.00 - 13.00 mm	27 mm	13.3 mm	13.3 mm
M25	29.00 mm	38 ... 46 mm	43 ... 51 mm	10.000 mm	15.000 mm	10.00 - 17.00 mm	7.00 - 17.00 mm	32 mm	17.3 mm	17.3 mm
M32	36.00 mm	42 ... 50 mm	45 ... 53 mm	12.000 mm	15.000 mm	13.00 - 21.00 mm	9.00 - 21.00 mm	40 mm	21.3 mm	21.3 mm
M40	46.00 mm	52 ... 65 mm	58 ... 71 mm	12.000 mm	18.000 mm	17.00 - 28.00 mm	12.00 - 28.00 mm	51 mm	28.3 mm	30 mm
M50	55.00 mm	59 ... 72 mm	63 ... 76 mm	14.000 mm	18.000 mm	23.00 - 35.00 mm	16.00 - 35.00 mm	61 mm	35.3 mm	40 mm
M63	68.00 mm	64 ... 78 mm	67 ... 81 mm	15.000 mm	18.000 mm	34.00 - 48.00 mm	28.00 - 48.00 mm	75 mm	48.3 mm	53 mm

Accessories

Locknut, brass nickel-plated (-60 ... +75 °C)

To fasten the cable glands in through holes

Art. No.



Material: Nickel-plated brass Lot size: 100
Thread size: M12

241518

Locknut, plastic (-40 ... +75 °C)

To fasten the cable glands in through holes

Art. No.



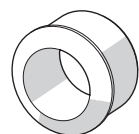
Material: Polyamide Lot size: 100
Thread size: M12

239460

Reduction sealing insert (standard), EPDM (-40 ... +75 °C)

For cable glands

Art. No.



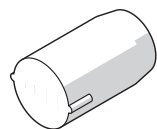
Connection thread: M12 x 1.5 Lot size: 50
Clamping range: 1 – 3 mm

239444

Plug (-60 ... +75 °C)

For closing unused cable glands

Art. No.



Thread size with reduction sealing insert: M12 Lot size: 50
Diameter: 3 mm
Material: Polyamide

240044

Thread size without reduction sealing insert: M12 Lot size: 50
Thread size with reduction sealing insert: M16
Diameter: 6 mm
Material: Polyamide

240046

Spare Parts

Flat gasket (standard), EPDM (-40 ... +75 °C)

Replacement seals for cable glands

Art. No.

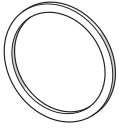
Installation Equipment and Accessories



Cable gland

Without reduction sealing insert

8161/7-M12-0603 Art. No. 239170

	For cable glands 8161/-M12-06... Lot size: 100 Connection thread: M12 x 1.5	240245
	For cable glands 8161/-M12-06... Lot size: 50 Connection thread: M12 x 1.5	240244

We reserve the right to make alterations to the technical data, dimensions, weights, designs and products available without notice. The illustrations cannot be considered binding.