

Just E3 Plug & Play Kit Self-Test LiFePO4



- EN** Installation Instructions
- DE** Montageanleitung
- CZ** Montážní návod
- DK** Monteringsvejledning
- EE** Paigaldusjuhend
- FI** Asennusohje
- FR** Notice de montage
- HU** Szerelési útmutató
- HR** Uputstvo za montažu
- NL** Montagehandleiding
- RO** Instructuni de montaj

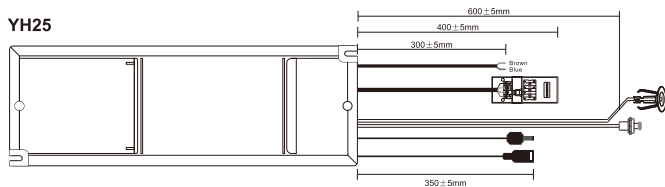
- IT** Istruzioni di montaggio
- LT** Montavimo Instrukcijos
- LV** Instalācijas instrukcija
- NO** Monteringsanvisning
- PL** Instrukcja montażu
- SE** Installationsanvisning
- RU** Инструкция по монтажу
- SRB** Instrukcija za instalaciju
- SK** Montážny návod
- SLO** Navodilo za montažo
- CN** 安装说明书



1. Installation and commissioning may only be carried out by authorized specialists and wired in accordance with the latest IEE electrical regulations or the national standards.
2. Mains power must be switched off before carrying out installation.
3. The manufacturer, shall not be liable for any damage resulting from inappropriate modifications to the luminaire or faulty installation.
4. Light source can't be replaced.
The control gear provides basic insulation between the LV supply and the control circuit.

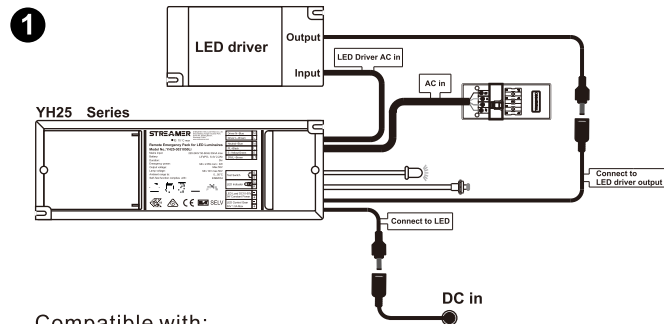
SAP Code	Product Description	Input	Wattage	Operation Temperature
96634428	Just E3 Plug & Play Kit Self Test LiFePO4	AC 220-240V 50-60Hz	3W	0-+50°C

YH25



Just E3 Plug & Play Kit Self-Test LiFePO4

THORN



Compatible with:



Anna Vario



Amy Vario



Zoe Vario

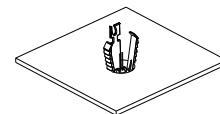


Lily

2



Make a 20mm cutting hole



3

L1: Unswitched Line N: Neutral
L: Switched Line

