

8074/2-1-DL-40 Art. No. 257188



- Operating temperature range: -40 °C to +70 °C
- Large inner connection chamber
- High-quality metal Ex e enclosure with outer PE connection
- Degree of protection IP66/67
- Five different contact versions
- Ten different actuator versions

WebCode 8074D



Metal position switch; switch dimensions meet the requirements of DIN EN 50041. It is designed to detect the position of moving components. Certified versions fulfil the requirements for safety switches as set out in EN 13849-1 and have positive-opening contacts in accordance with EN 60947-5-1.

Technical Data

Explosion Protection

Scope of validity	European Union (ATEX) IECEX
Application range (zones)	1 2 21 22
IECEX gas certificate	IECEX BVS 16.0085
IECEX gas explosion protection	Ex de IIC T6/T5 Gb
IECEX dust certificate	IECEX BVS 16.0085
IECEX dust explosion protection	Ex tb IIIC T80 °C ... T95 °C Db
ATEX gas certificate	BVS 05 ATEX E 007
ATEX gas explosion protection	⊕ II 2 G Ex de IIC T6/T5 Gb
ATEX dust certificate	BVS 05 ATEX E 007
ATEX dust explosion protection	⊕ II 2 D Ex tb IIIC T80 °C ... T95 °C Db
EAC certificate	TS RU S-DE.AA87.B.00619
EAC gas explosion protection	⊕ 1 Ex db e IIC T6 Gb
EAC dust explosion protection	⊕ Ex tb IIIC T80 °C Db
Certificates	ATEX (BVS), EAC (CCVE), IECEX (BVS)

Electrical Data

Rated operational voltage DC	125 V
Rated operational voltage AC (equal potential)	500 V
Rated operational voltage (unequal potential)	250 V
Rated insulation voltage	250 V
Rated operational current	4.4 A 6.6 A

8074/2-1-DL-40 Art. No. 257188

Electrical Data

Rated operational current note	4.4 A at T6 6.6 A at T5
Electrical service life	Max. 10 ⁶ operating cycles
Mechanical service life	Max. 10 ⁶ operating cycles
Rated surge voltage	4 kV
Short-circuit protection max.	10 A
Tripping characteristic	gL/gG
Maximum operating frequency	1800 operating cycles/h
Switching function	Slow-action contact

Ambient Conditions

Ambient temperature	-40 °C ... +70 °C (T6) -40 °C ... +70 °C (T5)
---------------------	--

Mechanical Data

Version	2nd generation
Degree of protection (IP)	IP66
Degree of protection IP (IEC 60529)	IP66
Type of protection (IEC 60529) note	-40 °C
Enclosure material	Corrosion resistant aluminium, powder-coated
Max. earth connection	4 mm ²
Cover material	1.4401 stainless steel, blaste
Contact material	Silver-nickel
Clamping range max.	13 mm
Clamping range min.	4 mm
Connection cross-section solid	0.75 – 2.5 mm ²
Connection cross-section finely stranded	0.75 – 2.5 mm ²
Number of NCs	1
Positive opening contact	Yes
Number of NOs	1
Actuator	Long rotary lever
Type of connection cable	Solid Finely stranded
Contacts	1 NC + 1 NO
Contact system	2-pole, galvanically separated with double break
Contact opening	≥ 1.5 mm (isolating distance ≥ 3 mm)
Enclosure colour	Black/silver
Packaging unit	1
Weight	0.422 kg
Weight	0.93 lb

Mounting / Installation

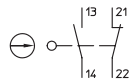
Connection	8161 1xM20x1.5 cable entry
Tightening torque	Screw terminals: 0.4 Nm max.; Cover screws: 1.5 ... 2 Nm; Cable glands: see installation note (enclosed unattached)

Components

Cable entries	1 x M20 Ø 4 – 13 mm
Material cable gland	Polyamide, Glass fibre reinforced

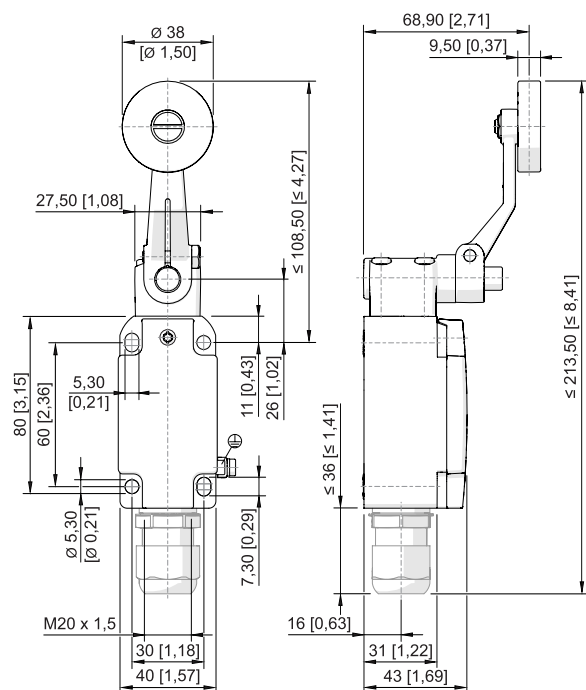
8074/2-1-DL-40 Art. No. 257188

Technical Drawings – Subject to Alterations



Slow-action contact 1 NC + 1 NO
8060/-1, 807./2-1

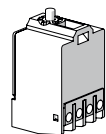
Dimensional Drawings (All Dimensions in mm [inches]) – Subject to Alterations



Swivelling lever 8074/2-1-DL-40

Accessories and Spare Parts

Contact element



1 NC + 1 NO slow-action contact 8080/1-1

Art. No.

132529

We reserve the right to make alterations to the technical data, dimensions, weights, designs and products available without notice. The illustrations cannot be considered binding.