

Installation Equipment

miniCLIX plug connector Coupling



8591/431-10-0001 Art. No. 153998



- Multiple options for easy use, simple installation and maintenance
- Safe and fast disconnection under load
- 4/4+1-pole, up to 10 A, high transfer rate (100 MBit/s) ideal for fieldbus installations
- Suitable for harsh industry environments, IP66/IP68, for Zones 1, 2, 21 and 22

WebCode **8591A**



R. STAHL Series 8591/1 and 8591/4 4-pole, explosion-protected miniCLIX plug connectors disconnect non-intrinsically safe circuits up to 250 V/10 A and are used as a hot swap plug connection for signal and data cables. They are available in various versions and materials: Device plugs, flange sockets, plugs/couplers made of polyamide, nickel-plated brass or stainless steel. The cable can be connected using a crimp or spring clamp terminal. Preinstalled cables for device plugs and flange sockets enable fast and safe installation in the end devices.

Technical Data

Explosion Protection

Application range (zones)	1 2 21 22
IECEX gas certificate	IECEX BKI 07.0001X
IECEX gas explosion protection	Ex db eb IIC T6 Gb
IECEX dust certificate	IECEX BKI 07.0001 X
IECEX dust explosion protection	Ex tb IIIC T60 °C Db
ATEX gas certificate	PTB 03 ATEX 1097 X
ATEX gas explosion protection	Ex II 2 G Ex db eb IIC T6 Gb
ATEX dust certificate	PTB 03 ATEX 1097 X
ATEX dust explosion protection	Ex II 2 D Ex tb IIIC T60 °C Db
Certificates	ATEX (PTB), IECEX (BKI)

Electrical Data

Rated operational voltage AC	230 – 250 V
Switching capacity	IEC/EN 60947-4 AC-3: 250 V / 1 A DC-3: 60 V / 0.5 A IEC/EN 61984 AC: 250 V / 10 A DC: 60 V / 2.5 A
Frequency Hz (for AC)	60 50

Ambient Conditions

Ambient temperature	-55 °C ... +40 °C
---------------------	-------------------

8591/431-10-0001 Art. No. 153998

Ambient Conditions

Note	<p>-25 ... +40 °C plastic version -55 ... +40 °C plastic version, impact-protected, I_{th} max. 10 A -55 ... +40 °C metal version, I_{th} max. 10 A -55 ... +75 °C metal version, I_{th} max. 2 A -55 ... +75 °C metal version, impact-protected, I_{th} max. 2 A</p>																								
With limited rated current	<p>Ta [°C]</p> <table border="1"> <caption>Data for Ambient Temperature vs. Current</caption> <thead> <tr> <th>Current I [A]</th> <th>Ambient Temperature Ta [°C]</th> </tr> </thead> <tbody> <tr><td>0</td><td>75</td></tr> <tr><td>1</td><td>75</td></tr> <tr><td>2</td><td>75</td></tr> <tr><td>3</td><td>70</td></tr> <tr><td>4</td><td>65</td></tr> <tr><td>5</td><td>60</td></tr> <tr><td>6</td><td>55</td></tr> <tr><td>7</td><td>50</td></tr> <tr><td>8</td><td>45</td></tr> <tr><td>9</td><td>40</td></tr> <tr><td>10</td><td>40</td></tr> </tbody> </table>	Current I [A]	Ambient Temperature Ta [°C]	0	75	1	75	2	75	3	70	4	65	5	60	6	55	7	50	8	45	9	40	10	40
Current I [A]	Ambient Temperature Ta [°C]																								
0	75																								
1	75																								
2	75																								
3	70																								
4	65																								
5	60																								
6	55																								
7	50																								
8	45																								
9	40																								
10	40																								

Mechanical Data

Degree of protection (IP)	IP66
Degree of protection note	IP68 (2 m water column, 1 hour) according to IEC/EN 60529 (with protective caps closed and secured as well as properly fitted and secured components)
Enclosure material	Plastic
Clamping range	4 ... 7.5 mm
Recommended colour ring coding	Blue
Coding (clock hour position)	10
Detailed number of poles	4 P + PE
Weight	0.083 kg
Weight	0.18 lb

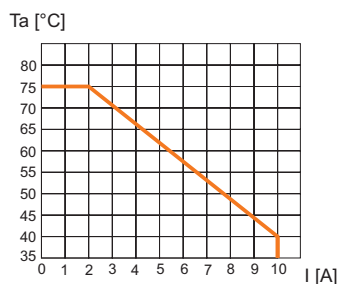
Mounting / Installation

Connection type	1.5 mm ² crimp
-----------------	---------------------------

Components

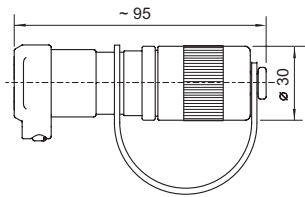
Locking device present	No
Protective cap available	No

Technical Drawings – Subject to Alterations



8591/431-10-0001 Art. No. 153998

Dimensional Drawings (All Dimensions in mm [inches]) – Subject to Alterations

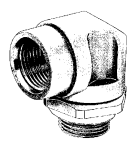


Coupler (plastic)

Accessories and Spare Parts


Angled adaptor

Art. No.



plastic (polyamide)

154472



brass, nickel-plated

154476

Anti-twist protection

Art. No.

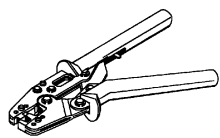


for flange socket, device plug

154570

Crimping tool

Art. No.



for all crimp connection versions up to 4 mm²

109116

Protective cap

Art. No.




for coupler, flange socket: plastic (polyamide)

109348

Strain relief

Art. No.



Ø 4 ... 7.5 mm, with gasket / washer

154574

We reserve the right to make alterations to the technical data, dimensions, weights, designs and products available without notice. The illustrations cannot be considered binding.