


8070/2-2-TK-U60 Art. No. 258234



- Operating temperature range: -60 °C to +60 °C
- Large inner connection chamber
- Plastic Ex e enclosure
- Degree of protection IP66/67
- Five different contact versions
- Different actuator versions, which can be displaced by 4 x 90°
- Also applicable as simple apparatus

WebCode 8070C



Plastic Position switch; switch dimensions meet the requirements of DIN EN 50041. It is designed to detect the position of moving components. Certified versions fulfil the requirements for safety switches as set out in EN 13849-1 and have positive-opening contacts in accordance with EN 60947-5-1.

### Technical Data

#### Explosion Protection

Scope of validity	ATEX IECEX
Application range (zones)	1 2 21 22
IECEX gas certificate	IECEX BVS 17.0011X
IECEX gas explosion protection	Ex db eb IIC T6 Gb
IECEX dust certificate	IECEX BVS 17.0011X
IECEX dust explosion protection	Ex tb IIIC T80 °C Db
ATEX gas certificate	BVS 17 ATEX E 021X
ATEX gas explosion protection	⊕ II 2 G Ex db eb IIC T6 Gb
ATEX dust certificate	BVS 17 ATEX E 021X
ATEX dust explosion protection	⊕ II 2 D Ex tb IIIC T80 °C Db
EAC certificate	TS RU S-DE.AA87.B.00619
EAC gas explosion protection	⊕ 1 Ex db e IIC T6 Gb
EAC dust explosion protection	⊕ Ex tb IIIC T80 °C Db
Certificates	ATEX (BVS), Canada / USA (CSA), EAC (CCVE), IECEX (BVS), India (PESO), Korea (KGS)

#### Electrical Data

Rated operational voltage DC	125 V
Rated operational voltage AC (equal potential)	500 V
Rated operational voltage (unequal potential)	250 V
Rated insulation voltage	500 V
Rated insulation voltage note	(for simple apparatus: 40 V)

8070/2-2-TK-U60 Art. No. 258234

### Electrical Data

Rated operational current	4 A 2 A
Rated operational current note	(for simple apparatus: 200 mA): inductance $L_i$ and capacitance $C_i$ are negligible
Electrical service life	max. $10^6$ operating cycles
Mechanical service life	max. $10^6$ operating cycles
Rated surge voltage	6 kV
Switching capacity AC-12	max. 250 V max. 500 V bei gleichem Potential max. 4 A max. 5000 VA
Switching capacity AC-15	max. 250 V max. 500 V bei gleichem Potential max. 4 A max. 1000 VA
Switching capacity DC-12	max. 125 V max. 4 A max. 400 W
Short-circuit protection max.	6 A
Tripping characteristic	gL/gG
Maximum operating frequency	1800 switching cycles/h
Switching function	Snap-action contact

### Ambient Conditions

Ambient temperature	-60 °C ... +55 °C (max. 4 A) -20 °C ... +60 °C (IP67 (EN 60529)) (max. 2 A) -60 °C ... +60 °C (max. 2 A)
---------------------	--

### Mechanical Data

Version	2. Generation
Degree of protection (IP)	IP66
Degree of protection IP (IEC 60529)	IP67
Type of protection (IEC 60529) note	-20 °C
Enclosure material	thermoplast GFR, imp.resistant
Cover material	thermoset GFR, imp. resistant
Contact material	silver-nickel
Clamping range max.	13 mm
Clamping range min.	7 mm
Connection cross-section solid	0.75 – 1.5 mm <sup>2</sup>
Connection cross-section finely stranded	0.75 – 1.5 mm <sup>2</sup>
Number of NCs	1
Positive opening contact	No
Positive opening contact note	Not suitable for safety circuits!
Number of NOs	1
Actuator	Spring rod head
Type of connection cable	finely-stranded
Contacts	1 NC + 1 NO
Contact system	2-pole, galvanically separated with double break
Contact opening	≥ 1.5 mm (isolating distance ≥ 3 mm)
Enclosure colour	black

8070/2-2-TK-U60 Art. No. 258234

### Mechanical Data

Seal	Silicone
Packaging unit	1
Weight	0.204 kg
Weight	0.45 lb

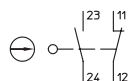
### Mounting / Installation

Connection	Cable entry 8161 1xM20x1,5
Tightening torque	Screw terminals: 0.4 Nm max.; Cover screws: 1.5 ... 2 Nm; Cable glands: see installation note (enclosed unattached)

### Components

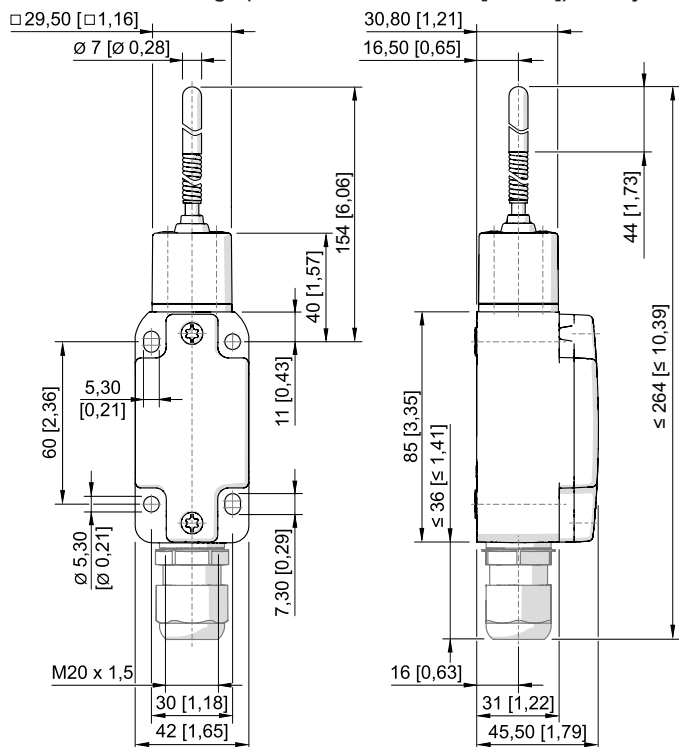
Cable entries	1 x M20 Ø 7 – 13 mm
Material cable gland	polyamide, glass fibre-reinforced

### Technical Drawings – Subject to Alterations



Snap-action contact 1 NC + 1 NO  
8060/.-2, 807./2-2


### Dimensional Drawings (All Dimensions in mm [inches]) – Subject to Alterations



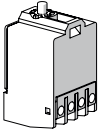
Roller plunger 8070/2.-R-U60

8070/2-2-TK-U60 Art. No. 258234

### Accessories

Cable gland made of plastic		Art. No.
	8161/7-M20-1307 7 ... 13 mm <sup>2</sup> , 50 pieces (delivery lot <sup>1)</sup> )	239172

### Spare Parts

Actuator		Art. No.
	Spring rod head actuator	258605
Contact element		Art. No.
	1 NC + 1 NO slow-action contact 8080/1-2	279482

We reserve the right to make alterations to the technical data, dimensions, weights, designs and products available without notice. The illustrations cannot be considered binding.