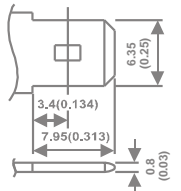
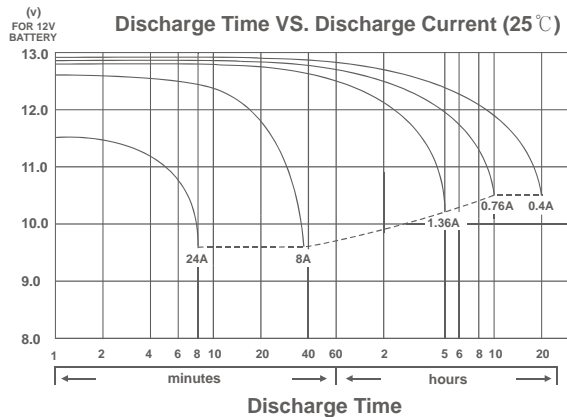
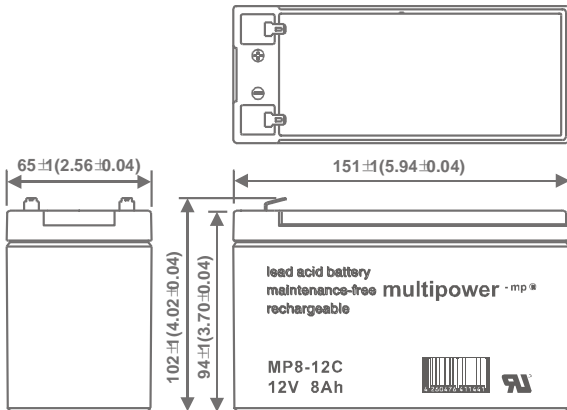


# RECHARGEABLE SEALED LEAD ACID BATTERY

# SPECIFICATION



**F2**  
(Faston Tab 250)



## MP8-12C

**Nominal Voltage (V)** 12V

**Nominal Power**

15 mins rate: 36W/cell to 1.60V/cell

**Nominal Capacity**

20 hour rate	(0.4A	to	10.50V)	8.00Ah
10 hour rate	(0.76A	to	10.50V)	7.60Ah
5 hour rate	(1.36A	to	10.20V)	6.80Ah
1 C	(8A	to	9.60V)	5.07Ah
3 C	(24A	to	9.60V)	3.20Ah

**Weight Approx.** 2.7kg (5.94lbs)

**Internal Resistance (at 1KHz) Approx.** 14 mΩ

**Maximum Discharge Current for**

**5 seconds:** 120A

**Charging Methods at 25°C (77°F)**

**Cycle use:**

Charging Voltage 14.70V to 14.80V

Coefficient -5.0mV/°C/cell

Maximum Charging Current: 2.4A

**Standby use:**

Float Charging Voltage 13.50V to 13.80V

Coefficient -3.0mV/°C/cell

**Operating Temperature Range**

Charge -15°C (5°F) to 40°C (104°F)

Discharge -15°C (5°F) to 50°C (122°F)

Storage -15°C (5°F) to 40°C (104°F)

**Charge Retention (shelf life) at 20°C (68°F)**

1 month 92%

3 month 90%

6 month 80%

**Case Material**

(UL94 HB flame retardant case /cover)

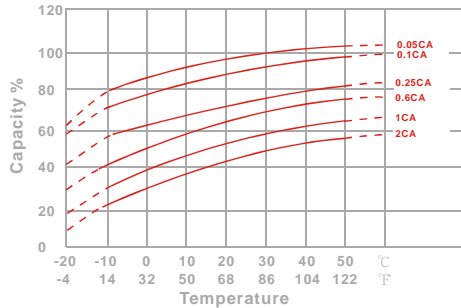
ABS

**Terminal**

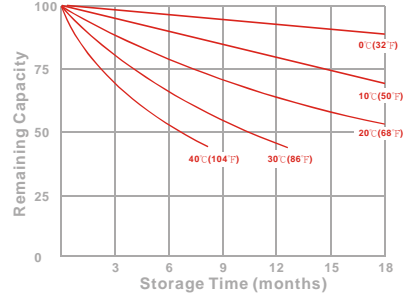
F2 (Faston Tab 250)

## CHARACTERISTIC & PERFORMANCE DATA

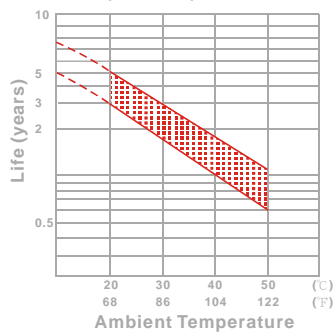
Effect of Temperature on Capacity 25°C (77°F)



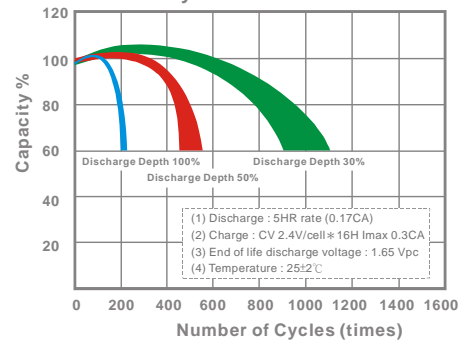
Capacity Retention Characteristic



Trickle (or float) Service Life



Cycle Service Life



### - PERFORMANCE DATA

Discharge Rates in Watts to Various End Voltages at 25°C (77°F)

End Voltage		1.85V	1.80V	1.75V	1.70V	1.67V	1.65V	1.60V
5	min	57.1	60.2	64.7	67.8	69.8	71.2	74.7
10	min	36.5	39.1	42.0	44.0	45.2	46.1	48.3
15	min	30.1	31.2	32.3	33.4	34.0	34.7	35.9
30	min	15.8	16.2	17.0	17.7	17.8	18.0	19.1
60	min	9.97	10.4	10.7	11.0	11.1	11.3	11.5
120	min	5.40	5.56	5.69	5.82	5.87	5.90	5.95
180	min	4.20	4.35	4.49	4.62	4.67	4.75	4.85
240	min	3.40	3.53	3.63	3.73	3.78	3.85	3.92
300	min	2.89	2.99	3.05	3.10	3.12	3.15	3.18
600	min	1.62	1.68	1.71	1.75	1.77	1.78	1.80
1200	min	0.853	0.882	0.902	0.907	0.910	0.913	0.918

### - Discharge Rates in Amperes to Various End Voltages at 25°C (77°F)

End Voltage		1.85V	1.80V	1.75V	1.70V	1.67V	1.65V	1.60V
5	min	30.4	32.6	35.0	36.7	37.4	38.5	40.3
10	min	19.1	20.4	21.9	22.9	23.4	24.1	25.2
15	min	14.3	14.9	15.8	16.5	16.8	17.3	18.0
30	min	8.09	8.45	8.93	9.35	9.54	9.77	10.2
60	min	5.17	5.29	5.37	5.45	5.48	5.52	5.57
120	min	2.63	2.72	2.78	2.84	2.86	2.89	2.93
180	min	2.12	2.18	2.23	2.27	2.29	2.31	2.34
240	min	1.69	1.74	1.77	1.80	1.81	1.82	1.83
300	min	1.46	1.51	1.53	1.55	1.56	1.57	1.58
600	min	0.814	0.828	0.842	0.853	0.858	0.864	0.871
1200	min	0.427	0.442	0.451	0.456	0.459	0.462	0.466

All data on the spec. sheet is an average value:

The tolerance range :  $X < 6\text{min}$  (+15%~-15%),  $6\text{min} \leq X < 10\text{min}$  (+12%~-12%),  $10\text{min} \leq X < 60\text{min}$  (+8%~-8%),  $X \geq 60\text{min}$  (+5%~-5%)